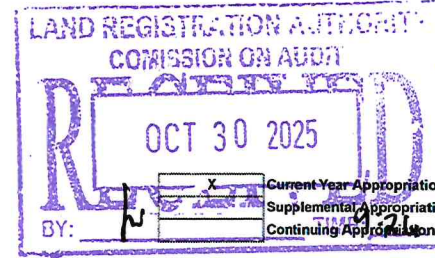


STATEMENT OF APPROPRIATIONS, ALLOTMENTS, OBLIGATIONS, DISBURSEMENTS AND BALANCES

As at the Quarter Ending September 30, 2025

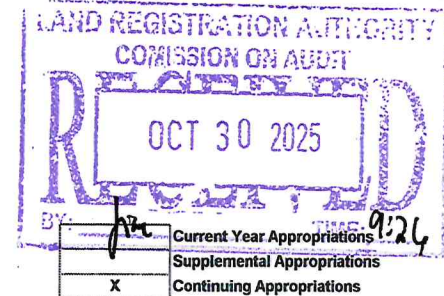
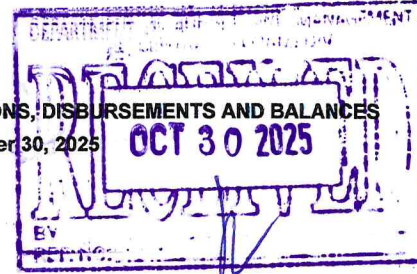


FAR No. 1

Department : Department of Justice (DOJ)  
 Agency/Entity : Land Registration Authority  
 Operating Unit : < not applicable >  
 Organization Code (UACS) : 15 004 000000  
 Fund Cluster : 03 - Special Account - Locally Funded/Domestic Grants Fund  
 (e.g. UACS Fund Cluster: 01-Regular Agency Fund, 02-Foreign Assisted Projects Fund, 03-Special Account-Locally Funded/Domestic Grants Fund, and 04-Special Account-Foreign Assisted/Foreign Grants Fund)

Particulars	UACS CODE	Appropriations				Allotments				Current Year Obligations					Current Year Disbursements					Balances			
		Authorized Appropriations	Adjustments (Transfer To/From, Modifications/ Augmentations)	Adjusted Appropriations	Allotments Received	Adjustments (Reductions, Modifications/ Augmentations)	Trans fer To	Trans fer From	Adjusted Allotments	1st Quarter Ending March 31	2nd Quarter Ending June 30	3rd Quarter Ending September 30	4th Quarter Ending	Total	1st Quarter Ending March 31	2nd Quarter Ending June 30	3rd Quarter Ending September 30	4th Quarter Endin	Total	Unrel eased Appr oprat	Unobligated Allotments	Unpaid Obligations (15-20)-(23+24)	
																						Due and Demandable	Not Yet Due and Demandable
1	2	3	4	5=(3+4)	6	7	8	9	10=[(8+(-7))-9]	11	12	13	14	15=(11+12+13+14)	16	17	18	19	20=(16+17+18+19)	21	22	23	24
II. Automatic Appropriations		1,825,836,000.00	0.00	1,825,836,000.00	1,825,836,000.00	0.00	0.00	0.00	1,825,836,000.00	298,595,568.98	270,611,910.34	66,516,598.83	0.00	635,724,078.15	25,224,846.85	149,242,456.45	175,452,705.75	0.00	349,920,009.05	0.00	1,190,111,921.85	34,091,424.32	251,712,644.78
Land Registration Authority	352	1,825,836,000.00	0.00	1,825,836,000.00	1,825,836,000.00	0.00	0.00	0.00	1,825,836,000.00	298,595,568.98	270,611,910.34	66,516,598.83	0.00	635,724,078.15	25,224,846.85	149,242,456.45	175,452,705.75	0.00	349,920,009.05	0.00	1,190,111,921.85	34,091,424.32	251,712,644.78
General Administration and Support	10000000000000	107,879,000.00	0.00	107,879,000.00	107,879,000.00	0.00	0.00	0.00	107,879,000.00	8,914,424.44	10,257,360.42	10,162,794.00	0.00	29,334,578.86	4,810,608.54	6,187,551.07	7,956,427.26	0.00	18,954,586.87	0.00	78,544,421.14	4,301,332.03	6,078,659.96
General Management and Supervision	10000010000100	107,879,000.00	0.00	107,879,000.00	107,879,000.00	0.00	0.00	0.00	107,879,000.00	8,914,424.44	10,257,360.42	10,162,794.00	0.00	29,334,578.86	4,810,608.54	6,187,551.07	7,956,427.26	0.00	18,954,586.87	0.00	78,544,421.14	4,301,332.03	6,078,659.96
MOOE		92,679,000.00	(2,300,000.00)	90,379,000.00	92,679,000.00	(2,300,000.00)	0.00	0.00	90,379,000.00	8,914,424.44	8,089,360.42	10,162,794.00	0.00	27,166,578.86	4,810,608.54	6,187,551.07	7,956,427.26	0.00	18,954,586.87	0.00	63,212,421.14	4,301,332.03	3,910,659.96
CO		15,200,000.00	2,300,000.00	17,500,000.00	15,200,000.00	2,300,000.00	0.00	0.00	17,500,000.00	0.00	2,168,000.00	0.00	0.00	2,168,000.00	0.00	0.00	0.00	0.00	0.00	0.00	15,332,000.00	0.00	2,168,000.00
Sub-total, General Administration and Support		107,879,000.00	0.00	107,879,000.00	107,879,000.00	0.00	0.00	0.00	107,879,000.00	8,914,424.44	10,257,360.42	10,162,794.00	0.00	29,334,578.86	4,810,608.54	6,187,551.07	7,956,427.26	0.00	18,954,586.87	0.00	78,544,421.14	4,301,332.03	6,078,659.96
MOOE		92,679,000.00	(2,300,000.00)	90,379,000.00	92,679,000.00	(2,300,000.00)	0.00	0.00	90,379,000.00	8,914,424.44	8,089,360.42	10,162,794.00	0.00	27,166,578.86	4,810,608.54	6,187,551.07	7,956,427.26	0.00	18,954,586.87	0.00	63,212,421.14	4,301,332.03	3,910,659.96
CO		15,200,000.00	2,300,000.00	17,500,000.00	15,200,000.00	2,300,000.00	0.00	0.00	17,500,000.00	0.00	2,168,000.00	0.00	0.00	2,168,000.00	0.00	0.00	0.00	0.00	0.00	0.00	15,332,000.00	0.00	2,168,000.00
Support to Operations	20000000000000	970,612,000.00	0.00	970,612,000.00	970,612,000.00	0.00	0.00	0.00	970,612,000.00	5,312,435.55	16,241,004.56	13,349,907.75	0.00	34,903,347.86	934,950.72	15,771,704.48	5,067,548.62	0.00	21,774,203.82	0.00	335,708,652.14	1,949,068.04	11,180,076.00
Statistical Services	20000010000100	219,000.00	0.00	219,000.00	219,000.00	0.00	0.00	0.00	219,000.00	45,970.00	8,000.00	19,450.00	0.00	73,420.00	45,970.00	8,000.00	19,450.00	0.00	73,420.00	0.00	145,580.00	0.00	0.00
MOOE		219,000.00	0.00	219,000.00	219,000.00	0.00	0.00	0.00	219,000.00	45,970.00	8,000.00	19,450.00	0.00	73,420.00	45,970.00	8,000.00	19,450.00	0.00	73,420.00	0.00	145,580.00	0.00	0.00
Information Systems Development and Maintenance	20000010000200	964,017,000.00	0.00	964,017,000.00	964,017,000.00	0.00	0.00	0.00	964,017,000.00	5,069,870.41	15,936,656.37	13,123,301.64	0.00	34,129,828.42	719,277.03	15,485,377.22	4,803,910.13	0.00	21,008,564.38	0.00	929,887,171.58	1,941,188.04	11,180,076.00
MOOE		228,552,000.00	0.00	228,552,000.00	228,552,000.00	0.00	0.00	0.00	228,552,000.00	5,069,870.41	11,782,656.37	3,774,635.64	0.00	20,627,162.42	719,277.03	15,485,377.22	1,801,910.13	0.00	18,006,564.38	0.00	207,924,837.58	789,188.04	1,831,410.00
CO		735,465,000.00	0.00	735,465,000.00	735,465,000.00	0.00	0.00	0.00	735,465,000.00	0.00	4,154,000.00	9,348,666.00	0.00	13,502,666.00	0.00	0.00	3,002,000.00	0.00	3,002,000.00	0.00	721,962,334.00	1,152,000.00	9,348,666.00
Legal Services	20000010000300	6,376,000.00	0.00	6,376,000.00	6,376,000.00	0.00	0.00	0.00	6,376,000.00	196,595.14	296,348.19	207,156.11	0.00	700,099.44	169,703.69	278,327.26	244,188.49	0.00	692,219.44	0.00	5,675,900.56	7,880.00	0.00
MOOE		6,376,000.00	0.00	6,376,000.00	6,376,000.00	0.00	0.00	0.00	6,376,000.00	196,595.14	296,348.19	207,156.11	0.00	700,099.44	169,703.69	278,327.26	244,188.49	0.00	692,219.44	0.00	5,675,900.56	7,880.00	0.00
Sub-total, Support to Operations		970,612,000.00	0.00	970,612,000.00	970,612,000.00	0.00	0.00	0.00	970,612,000.00	5,312,435.55	16,241,004.56	13,349,907.75	0.00	34,903,347.86	934,950.72	15,771,704.48	5,067,548.62	0.00	21,774,203.82	0.00	335,708,652.14	1,949,068.04	11,180,076.00
MOOE		235,147,000.00	0.00	235,147,000.00	235,147,000.00	0.00	0.00	0.00	235,147,000.00	5,312,435.55	12,087,004.56	4,001,241.75	0.00	21,400,681.86	934,950.72	15,771,704.48	2,065,548.62	0.00	18,772,203.82	0.00	213,746,318.14	797,068.04	1,831,410.00
CO		735,465,000.00	0.00	735,465,000.00	735,465,000.00	0.00	0.00	0.00	735,465,000.00	0.00	4,154,000.00	9,348,666.00	0.00	13,502,666.00	0.00	0.00	3,002,000.00	0.00	3,002,000.00	0.00	721,962,334.00	1,152,000.00	9,348,666.00
Operations	30000000000000	747,345,000.00	0.00	747,345,000.00	747,345,000.00	0.00	0.00	0.00	747,345,000.00	284,368,708.99	244,113,545.36	43,003,897.08	0.00	571,486,151.43	19,479,287.59	127,283,200.90	162,428,729.87	0.00	309,191,218.36	0.00	175,858,848.57	27,841,024.25	234,453,908.82
OO : Land Registration Services Effectively Delivered		747,345,000.00	0.00	747,345,000.00	747,345,000.00	0.00	0.00	0.00	747,345,000.00	284,368,708.99	244,113,545.36	43,003,897.08	0.00	571,486,151.43	19,479,287.59	127,283,200.90	162,428,729.87	0.00	309,191,218.36	0.00	175,858,848.57	27,841,024.25	234,453,908.82
LAND TITLING AND REGISTRATION PROGRAM		747,345,000.00	0.00	747,345,000.00	747,345,000.00	0.00	0.00	0.00	747,345,000.00	284,368,708.99	244,113,545.36	43,003,897.08	0.00	571,486,151.43	19,479,287.59	127,283,200.90	162,428,729.87	0.00	309,191,218.36	0.00	175,858,848.57	27,841,024.25	234,453,908.82
Issuance of Registration Decrees and Certificates of Title	31010010000100	138,980,000.00	0.00	138,980,000.00	138,980,000.00	0.00	0.00	0.00	138,980,000.00	28,192,158.25	33,801,486.52	30,235,200.39	0.00	92,228,845.16	13,356,278.58	37,406,997.51	40,531,799.11	0.00	91,295,075.20	0.00	46,751,154.84	933,769.96	0.00
MOOE		137,380,000.00	0.00	137,380,000.00	137,380,000.00	0.00	0.00	0.00	137,380,000.00	28,192,158.25	33,801,486.52	30,235,200.39	0.00	92,228,845.16	13,356,278.58	37,406,997.51	40,531,799.11	0.00	91,295,075.20	0.00	45,151,154.84	933,769.96	0.00
CO		1,600,000.00	0.00	1,600,000.00	1,600,000.00	0.00	0.00	0.00	1,600,000.00	0.00	0.00	0.00	0.00	0.00	0.00	0.00	0.00	0.00	0.00	0.00	1,600,000.00	0.00	0.00
Registration of Voluntary and Involuntary Deeds / Instruments	31010010000200	608,365,000.00	0.00	608,365,000.00	608,365,000.00	0.00	0.00	0.00	608,365,000.00	256,176,550.74	210,312,058.84	12,768,696.69	0.00	479,257,306.27	6,123,009.01	89,876,203.39	121,896,930.76	0.00	217,896,143.16	0.00	129,107,693.73	26,907,254.29	234,453,908.82
MOOE		608,365,000.00	0.00	608,365,000.00	608,365,000.00	0.00	0.00	0.00	608,365,000.00	256,176,550.74	210,312,058.84	12,768,696.69	0.00	479,257,306.27	6,123,009.01	89,876,203.39	121,896,930.76	0.00	217,896,143.16	0.00	129,107,693.73	26,907,254.29	234,453,908.82
Sub-total, Operations		747,345,000.00	0.00	747,345,000.00	747,345,000.00	0.00	0.00	0.00	747,345,000.00	284,368,708.99	244,113,545.36	43,003,897.08	0.00	571,486,151.43	19,479,287.59	127,283,200.90	162,428,729.87	0.00	309,191,218.36	0.00	175,858,848.57	27,841,024.25	234,453,908.82
MOOE		745,745,000.00	0.00	745,745,000.00	745,745,000.00	0.00	0.00	0.00	745,745,000.00	284,368,708.99	244,113,545.36	43,003,897.08	0.00	571,486,151.43	19,479,287.59	127,283,200.90	162,428,729.87	0.00	309,191,218.36	0.00	174,258,848.57	27,841,024.25	234,453,908.82
CO		1,600,000.00	0.00	1,600,000.00	1,600,000.00	0.00	0.00	0.00	1,600,000.00	0.00</													

**STATEMENT OF APPROPRIATIONS, ALLOTMENTS, OBLIGATIONS, DISBURSEMENTS AND BALANCES**  
As at the Quarter Ending September 30, 2025



FAR No. 1

Department : Department of Justice (DOJ)  
 Agency/Entity : Land Registration Authority  
 Operating Unit : < not applicable >  
 Organization Code (UACS) : 15 004 000000  
 Fund Cluster : 03 - Special Account - Locally Funded/Domestic Grants Fund  
 (e.g. UACS Fund Cluster: 01-Regular Agency Fund, 02-Foreign Assisted Projects Fund, 03-Special Account-Locally Funded/Domestic Grants Fund, and 04-Special Account-Foreign Assisted/Foreign Grants Fund)

Current Year Appropriations *9:26*  
 Supplemental Appropriations  
 Continuing Appropriations

Particulars	UACS CODE	Appropriations			Allotments						Current Year Obligations					Current Year Disbursements					Balances				
		Authorized Appropria	Transfers To/From	Adjusted Appropriations	Allotments		Adjustments (Reduction)	Transfers To	Transfers From	Adjusted Allotments	1st Quarter Ending March 31	2nd Quarter Ending June 30	3rd Quarter Ending September 30	4th Quarter Ending	Total	1st Quarter Ending March 31	2nd Quarter Ending June 30	3rd Quarter Ending September 30	4th Quarter Ending Decem	Total	Unused Funds		Unpaid Obligations (16-21)=(24+25)		
					SARO	Unobligated															Unrelased	Unobligated Allotments	Due and Demandable	Not Yet Due and Demandable	
1	2	3	4	5=(3+4)	6	7	8	9	10	11=(8+7)-(9)-10	12	13	14	15	16=(12+13+14+15)	17	18	19	20	21=(17+18+19+20)	22=(5-11)	23=(11-16)	24	25	
Operations		0.00	0.00	0.00	0.00	0.00	0.00	0.00	0.00	0.00	0.00	0.00	0.00	0.00	0.00	0.00	0.00	0.00	0.00	0.00	0.00	0.00	0.00	0.00	0.00
Sub-Total, II. Special Purpose Fund		0.00	0.00	0.00	0.00	0.00	0.00	0.00	0.00	0.00	0.00	0.00	0.00	0.00	0.00	0.00	0.00	0.00	0.00	0.00	0.00	0.00	0.00	0.00	0.00
Unobligated Allotment		0.00	0.00	0.00	0.00	20,184,736.60	0.00	0.00	0.00	20,184,736.60	1,827,477.77	1,021,691.41	10,897,280.99	0.00	13,746,450.17	1,474,112.59	1,367,914.59	272,882.99	0.00	3,114,910.17	0.00	6,438,286.43	4,540.00	10,627,000.00	
I. Agency Specific Budget		0.00	0.00	0.00	0.00	20,184,736.60	0.00	0.00	0.00	20,184,736.60	1,827,477.77	1,021,691.41	10,897,280.99	0.00	13,746,450.17	1,474,112.59	1,367,914.59	272,882.99	0.00	3,114,910.17	0.00	6,438,286.43	4,540.00	10,627,000.00	
General Administration and Support	1000000000000000	0.00	0.00	0.00	0.00	4,477,005.83	0.00	0.00	0.00	4,477,005.83	557,958.39	8,373.54	0.00	0.00	566,331.93	555,985.07	10,346.86	0.00	0.00	566,331.93	0.00	3,910,673.90	0.00	0.00	0.00
General Management and Supervision	100000100001000	0.00	0.00	0.00	0.00	4,477,005.83	0.00	0.00	0.00	4,477,005.83	557,958.39	8,373.54	0.00	0.00	566,331.93	555,985.07	10,346.86	0.00	0.00	566,331.93	0.00	3,910,673.90	0.00	0.00	0.00
MOOE		0.00	0.00	0.00	0.00	566,331.93	0.00	0.00	0.00	566,331.93	557,958.39	8,373.54	0.00	0.00	566,331.93	555,985.07	10,346.86	0.00	0.00	566,331.93	0.00	0.00	0.00	0.00	0.00
CO		0.00	0.00	0.00	0.00	3,910,673.90	0.00	0.00	0.00	3,910,673.90	0.00	0.00	0.00	0.00	0.00	0.00	0.00	0.00	0.00	0.00	0.00	3,910,673.90	0.00	0.00	0.00
Sub-Total, General Administration and Support		0.00	0.00	0.00	0.00	4,477,005.83	0.00	0.00	0.00	4,477,005.83	557,958.39	8,373.54	0.00	0.00	566,331.93	555,985.07	10,346.86	0.00	0.00	566,331.93	0.00	3,910,673.90	0.00	0.00	0.00
MOOE		0.00	0.00	0.00	0.00	566,331.93	0.00	0.00	0.00	566,331.93	557,958.39	8,373.54	0.00	0.00	566,331.93	555,985.07	10,346.86	0.00	0.00	566,331.93	0.00	0.00	0.00	0.00	0.00
CO		0.00	0.00	0.00	0.00	3,910,673.90	0.00	0.00	0.00	3,910,673.90	0.00	0.00	0.00	0.00	0.00	0.00	0.00	0.00	0.00	0.00	0.00	3,910,673.90	0.00	0.00	0.00
Support to Operations	2000000000000000	0.00	0.00	0.00	0.00	14,434,362.33	0.00	0.00	0.00	14,434,362.33	882,636.14	1,006,832.67	10,897,280.99	0.00	12,786,749.80	562,205.28	1,321,661.53	272,882.99	0.00	2,156,749.80	0.00	1,647,612.53	3,000.00	10,627,000.00	
Information Systems Development and Maintenance	200000100002000	0.00	0.00	0.00	0.00	14,365,511.37	0.00	0.00	0.00	14,365,511.37	813,785.18	1,006,832.67	10,897,280.99	0.00	12,717,898.84	499,185.00	1,315,830.85	272,882.99	0.00	2,087,898.84	0.00	1,647,612.53	3,000.00	10,627,000.00	
MOOE		0.00	0.00	0.00	0.00	3,738,233.30	0.00	0.00	0.00	3,738,233.30	813,785.18	1,006,832.67	270,280.99	0.00	2,090,898.84	499,185.00	1,315,830.85	272,882.99	0.00	2,087,898.84	0.00	1,647,334.46	3,000.00	0.00	
CO		0.00	0.00	0.00	0.00	10,627,278.07	0.00	0.00	0.00	10,627,278.07	0.00	0.00	10,627,000.00	0.00	10,627,000.00	0.00	0.00	0.00	0.00	0.00	0.00	278.07	0.00	10,627,000.00	
Legal Services	200000100003000	0.00	0.00	0.00	0.00	68,850.96	0.00	0.00	0.00	68,850.96	68,850.96	0.00	0.00	0.00	68,850.96	63,020.28	5,830.68	0.00	0.00	68,850.96	0.00	0.00	0.00	0.00	0.00
MOOE		0.00	0.00	0.00	0.00	68,850.96	0.00	0.00	0.00	68,850.96	68,850.96	0.00	0.00	0.00	68,850.96	63,020.28	5,830.68	0.00	0.00	68,850.96	0.00	0.00	0.00	0.00	0.00
Sub-Total, Support to Operations		0.00	0.00	0.00	0.00	14,434,362.33	0.00	0.00	0.00	14,434,362.33	882,636.14	1,006,832.67	10,897,280.99	0.00	12,786,749.80	562,205.28	1,321,661.53	272,882.99	0.00	2,156,749.80	0.00	1,647,612.53	3,000.00	10,627,000.00	
MOOE		0.00	0.00	0.00	0.00	3,807,084.26	0.00	0.00	0.00	3,807,084.26	882,636.14	1,006,832.67	270,280.99	0.00	2,159,749.80	562,205.28	1,321,661.53	272,882.99	0.00	2,156,749.80	0.00	1,647,334.46	3,000.00	0.00	
CO		0.00	0.00	0.00	0.00	10,627,278.07	0.00	0.00	0.00	10,627,278.07	0.00	0.00	10,627,000.00	0.00	10,627,000.00	0.00	0.00	0.00	0.00	0.00	0.00	278.07	0.00	10,627,000.00	
Operations	3000000000000000	0.00	0.00	0.00	0.00	1,273,368.44	0.00	0.00	0.00	1,273,368.44	386,883.24	6,485.20	0.00	0.00	393,368.44	355,922.24	35,906.20	0.00	0.00	391,828.44	0.00	880,000.00	1,540.00	0.00	0.00
OO : Land Registration Services Effectively Delivered		0.00	0.00	0.00	0.00	1,273,368.44	0.00	0.00	0.00	1,273,368.44	386,883.24	6,485.20	0.00	0.00	393,368.44	355,922.24	35,906.20	0.00	0.00	391,828.44	0.00	880,000.00	1,540.00	0.00	0.00
LAND TITLING AND REGISTRATION PROGRAM		0.00	0.00	0.00	0.00	1,273,368.44	0.00	0.00	0.00	1,273,368.44	386,883.24	6,485.20	0.00	0.00	393,368.44	355,922.24	35,906.20	0.00	0.00	391,828.44	0.00	880,000.00	1,540.00	0.00	0.00
Issuance of Registration Decrees and Certificates of Title	310100100001000	0.00	0.00	0.00	0.00	1,049,662.01	0.00	0.00	0.00	1,049,662.01	164,052.83	5,609.18	0.00	0.00	169,662.01	134,591.83	33,530.18	0.00	0.00	168,122.01	0.00	880,000.00	1,540.00	0.00	0.00
MOOE		0.00	0.00	0.00	0.00	169,662.01	0.00	0.00	0.00	169,662.01	164,052.83	5,609.18	0.00	0.00	169,662.01	134,591.83	33,530.18	0.00	0.00	168,122.01	0.00	0.00	1,540.00	0.00	0.00
CO		0.00	0.00	0.00	0.00	880,000.00	0.00	0.00	0.00	880,000.00	0.00	0.00	0.00	0.00	0.00	0.00	0.00	0.00	0.00	0.00	0.00	880,000.00	0.00	0.00	0.00
Registration of Voluntary and Involuntary Deeds / Instruments	310100100002000	0.00	0.00	0.00	0.00	223,706.43	0.00	0.00	0.00	223,706.43	222,830.41	876.02	0.00	0.00	223,706.43	221,330.41	2,376.02	0.00	0.00	223,706.43	0.00	0.00	0.00	0.00	0.00
MOOE		0.00	0.00	0.00	0.00	223,706.43	0.00	0.00	0.00	223,706.43	222,830.41	876.02	0.00	0.00	223,706.43	221,330.41	2,376.02	0.00	0.00	223,706.43	0.00	0.00	0.00	0.00	0.00

Department : Department of Justice (DOJ)  
 Agency/Entity : Land Registration Authority  
 Operating Unit : < not applicable >  
 Organization Code (UACS) : 15 004 0000000  
 Fund Cluster : 03 - Special Account - Locally Funded/Domestic Grants Fund  
 (e.g. UACS Fund Cluster: 01-Regular Agency Fund, 02-Foreign Assisted Projects Fund, 03-Special Account-Locally Funded/Domestic Grants Fund, and 04-Special Account-Foreign Assisted/Foreign Grants Fund)

	Current Year Appropriations
	Supplemental Appropriations
X	Continuing Appropriations

Particulars	UACS CODE	Appropriations			Allotments						Current Year Obligations					Current Year Disbursements					Balances			
		Authorized Appropriations	Adjustments (Transfer To/From)	Adjusted Appropriations	Allotments		Adjustments (Reductions)	Transfer To	Transfer From	Adjusted Allotments	1st Quarter Ending March 31	2nd Quarter Ending June 30	3rd Quarter Ending September 30	4th Quarter Ending	Total	1st Quarter Ending March 31	2nd Quarter Ending June 30	3rd Quarter Ending September 30	4th Quarter Ending December	Total	Unused Funds		Unpaid Obligations (16-21)=(24+25)	
					SARO	Unobligated															Unreleased	Unobligated Allotments	Due and Demandable	Not Yet Due and Demandable
1	2	3	4	5=(3+4)	6	7	8	9	10	11=[(6+7)+(-)8]-9+10]	12	13	14	15	16=(12+13+14+15)	17	18	19	20	21=(17+18+19+20)	22=(5-11)	23=(11-16)	24	25
Sub-Total, Operations		0.00	0.00	0.00	0.00	1,273,368.44	0.00	0.00	0.00	1,273,368.44	386,883.24	6,485.20	0.00	0.00	393,368.44	355,922.24	35,906.20	0.00	0.00	391,828.44	0.00	880,000.00	1,540.00	0.00
MOOE		0.00	0.00	0.00	0.00	393,368.44	0.00	0.00	0.00	393,368.44	386,883.24	6,485.20	0.00	0.00	393,368.44	355,922.24	35,906.20	0.00	0.00	391,828.44	0.00	0.00	1,540.00	0.00
CO		0.00	0.00	0.00	0.00	880,000.00	0.00	0.00	0.00	880,000.00	0.00	0.00	0.00	0.00	0.00	0.00	0.00	0.00	0.00	0.00	0.00	880,000.00	0.00	0.00
Sub-Total, I. Agency Specific Budget		0.00	0.00	0.00	0.00	20,184,736.60	0.00	0.00	0.00	20,184,736.60	1,827,477.77	1,021,691.41	10,897,280.99	0.00	13,746,450.17	1,474,112.59	1,367,914.59	272,882.99	0.00	3,114,910.17	0.00	6,438,286.43	4,540.00	10,627,000.00
MOOE		0.00	0.00	0.00	0.00	4,766,784.63	0.00	0.00	0.00	4,766,784.63	1,827,477.77	1,021,691.41	270,280.99	0.00	3,119,450.17	1,474,112.59	1,367,914.59	272,882.99	0.00	3,114,910.17	0.00	1,647,334.46	4,540.00	0.00
CO		0.00	0.00	0.00	0.00	15,417,951.97	0.00	0.00	0.00	15,417,951.97	0.00	0.00	10,627,000.00	0.00	10,627,000.00	0.00	0.00	0.00	0.00	0.00	0.00	4,790,951.97	0.00	10,627,000.00
GRAND TOTAL		0.00	0.00	0.00	0.00	20,184,736.60	0.00	0.00	0.00	20,184,736.60	1,827,477.77	1,021,691.41	10,897,280.99	0.00	13,746,450.17	1,474,112.59	1,367,914.59	272,882.99	0.00	3,114,910.17	0.00	6,438,286.43	4,540.00	10,627,000.00
MOOE		0.00	0.00	0.00	0.00	4,766,784.63	0.00	0.00	0.00	4,766,784.63	1,827,477.77	1,021,691.41	270,280.99	0.00	3,119,450.17	1,474,112.59	1,367,914.59	272,882.99	0.00	3,114,910.17	0.00	1,647,334.46	4,540.00	0.00
CO		0.00	0.00	0.00	0.00	15,417,951.97	0.00	0.00	0.00	15,417,951.97	0.00	0.00	10,627,000.00	0.00	10,627,000.00	0.00	0.00	0.00	0.00	0.00	0.00	4,790,951.97	0.00	10,627,000.00

Recapitulation by OO:

Unobligated Allotment		0.00	0.00	0.00	0.00	1,273,368.44	0.00	0.00	0.00	1,273,368.44	386,883.24	6,485.20	0.00	0.00	393,368.44	355,922.24	35,906.20	0.00	0.00	391,828.44	0.00	880,000.00	1,540.00	0.00
LAND TITLING AND REGISTRATION PROGRAM		0.00	0.00	0.00	0.00	1,273,368.44	0.00	0.00	0.00	1,273,368.44	386,883.24	6,485.20	0.00	0.00	393,368.44	355,922.24	35,906.20	0.00	0.00	391,828.44	0.00	880,000.00	1,540.00	0.00

Certified Correct:

  
 LUISITO G. SANTOS, JR.  
 Chief, Budget Division

Certified Correct:

  
 JAIRUS M. CABUSI  
 Chief, Accounting Division

Recommending Approval By:

  
 MARIA TERESA P. YANCHA  
 Director II, Financial Service

Approved By:

  
 GERARDO PANGA SIRIOS  
 Administrator