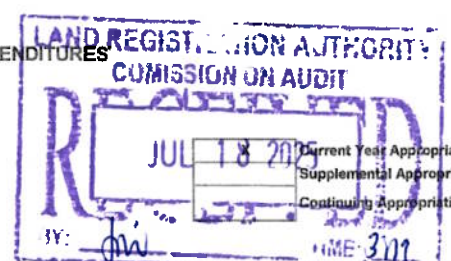
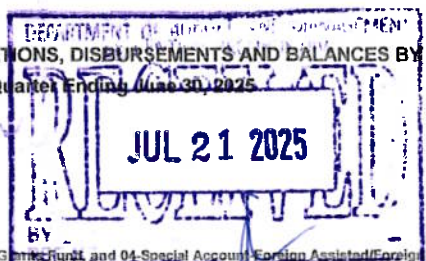


SUMMARY OF APPROPRIATIONS, ALLOTMENTS, OBLIGATIONS, DISBURSEMENTS AND BALANCES BY OBJECT OF EXPENDITURES  
As at the Quarter Ending June 30, 2025




Department : Department of Justice (DOJ)  
Agency/Entity : Land Registration Authority  
Operating Unit : < not applicable >  
Organization Code (UACS) : 15 004 0000000  
Fund Cluster : 03 - Special Account - Locally Funded/Domestic Grants Fund  
(e.g. UACS Fund Cluster: 01-Regular Agency Fund, 02-Foreign Assisted Projects Fund, 03-Special Account-Locally Funded/Domestic Grants Fund, and 04-Special Account-Foreign Assisted/Foreign Grants Fund)

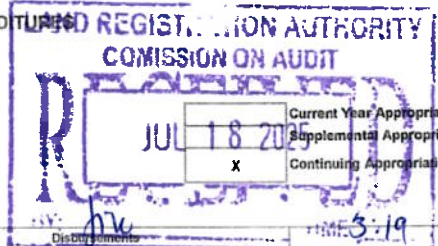
Current Year Appropriations  
Supplemental Appropriations  
Continuing Appropriations

Table with columns: Particulars, UACS CODE, Appropriations (Authorized, Adjusted), Allotments (Received), Obligations (1st Quarter, 2nd Quarter, Total), Disbursements (1st Quarter, 2nd Quarter, Total), Balances (Unreleased, Unobligated, Unpaid Obligations).

Particulars	UACS CODE	Appropriations			Allotments					Obligations					Disbursements					Balances			
		Authorized Appropriations	Adjustments (Transfer To/From, Modifications/ Augmentations)	Adjusted Appropriations	Allotments Received	Adjustments (Reductions, Modifications/ Augmentations)	Transfer To	Transfer From	Adjusted Allotments	1st Quarter Ending March 31	2nd Quarter Ending June 30	3rd Quarter Ending	4th Quarter Ending	Total	1st Quarter Ending March 31	2nd Quarter Ending June 30	3rd Quarter Ending	4th Quarter Ending	Total	Unreleased Appropriations	Unobligated Allotments	Unpaid Obligations (15-20)-(23+24)	
																						Due and Demandable	Not Yet Due and Demandable
1	2	3	4	5=(3+4)	6	7	8	9	10=[(6+(-7)-8)+0]	11	12	13	14	15=(11+12+13+14)	16	17	18	19	20=(16+17+18+19)	21=(5-10)	22=(10-15)	23	24
Repairs and Maintenance		43,842,000.00	(2,282,000.00)	41,560,000.00	43,842,000.00	(2,282,000.00)	0.00	0.00	41,560,000.00	980,083.94	2,742,251.41	0.00	0.00	3,722,335.35	515,232.37	1,003,534.43	0.00	0.00	1,518,766.80	0.00	37,837,004.85	43,310.78	2,160,257.77
Repairs and Maintenance - Buildings and Other		39,128,000.00	(2,367,603.69)	36,760,396.31	39,128,000.00	(2,367,603.69)	0.00	0.00	36,760,396.31	687,510.97	2,224,899.91	0.00	0.00	2,912,410.88	272,873.40	569,692.66	0.00	0.00	842,566.06	0.00	33,847,995.43	0.00	2,069,844.82
Buildings	5021304001	39,128,000.00	(2,367,603.69)	36,760,396.31	39,128,000.00	(2,367,603.69)	0.00	0.00	36,760,396.31	687,510.97	2,224,899.91	0.00	0.00	2,912,410.88	272,873.40	569,692.66	0.00	0.00	842,566.06	0.00	33,847,995.43	0.00	2,069,844.82
Repairs and Maintenance - Machinery and		3,946,000.00	0.00	3,946,000.00	3,846,000.00	0.00	0.00	0.00	3,946,000.00	61,315.00	95,005.78	0.00	0.00	156,320.78	28,852.00	84,558.00	0.00	0.00	113,410.00	0.00	3,789,679.22	42,910.78	0.00
Office Equipment	5021305002	579,000.00	0.00	579,000.00	579,000.00	0.00	0.00	0.00	579,000.00	0.00	0.00	0.00	0.00	0.00	0.00	0.00	0.00	0.00	0.00	0.00	579,000.00	0.00	0.00
Information and Communication Technology	5021305003	2,453,000.00	0.00	2,453,000.00	2,453,000.00	0.00	0.00	0.00	2,453,000.00	0.00	0.00	0.00	0.00	0.00	0.00	0.00	0.00	0.00	0.00	0.00	2,453,000.00	0.00	0.00
Printing Equipment	5021305012	914,000.00	0.00	914,000.00	914,000.00	0.00	0.00	0.00	914,000.00	61,315.00	95,005.78	0.00	0.00	156,320.78	28,852.00	84,558.00	0.00	0.00	113,410.00	0.00	757,679.22	42,910.78	0.00
Repairs and Maintenance - Transportation		568,000.00	67,603.69	635,603.69	568,000.00	67,603.69	0.00	0.00	635,603.69	213,257.97	422,345.72	0.00	0.00	635,603.69	195,506.97	349,283.77	0.00	0.00	544,790.74	0.00	400.00	90,412.95	0.00
Motor Vehicles	5021306001	568,000.00	67,603.69	635,603.69	568,000.00	67,603.69	0.00	0.00	635,603.69	213,257.97	422,345.72	0.00	0.00	635,603.69	195,506.97	349,283.77	0.00	0.00	544,790.74	0.00	400.00	90,412.95	0.00
Repairs and Maintenance - Furniture and Fixtures		0.00	18,000.00	18,000.00	0.00	18,000.00	0.00	0.00	18,000.00	18,000.00	0.00	0.00	0.00	18,000.00	18,000.00	0.00	0.00	0.00	18,000.00	0.00	0.00	0.00	0.00
Repairs and Maintenance - Furniture and	5021307000	0.00	18,000.00	18,000.00	0.00	18,000.00	0.00	0.00	18,000.00	18,000.00	0.00	0.00	0.00	18,000.00	18,000.00	0.00	0.00	0.00	18,000.00	0.00	0.00	0.00	0.00
Taxes, Insurance Premiums and Other Fees		3,806,000.00	2,373,447.36	6,179,447.36	3,806,000.00	2,373,447.36	0.00	0.00	6,179,447.36	5,120,870.76	1,058,576.60	0.00	0.00	6,179,447.36	4,983,173.76	1,161,188.60	0.00	0.00	6,154,362.36	0.00	0.00	25,983.00	0.00
Taxes, Duties and Licenses	5021501001	88,000.00	12,920.00	98,920.00	88,000.00	12,920.00	0.00	0.00	98,920.00	27,040.00	71,880.00	0.00	0.00	98,920.00	24,940.00	73,980.00	0.00	0.00	98,920.00	0.00	0.00	0.00	0.00
Fidelity Bond Premiums	5021502000	1,475,000.00	315,758.19	1,790,758.19	1,475,000.00	315,758.19	0.00	0.00	1,790,758.19	941,135.15	849,623.04	0.00	0.00	1,790,758.19	815,541.15	950,135.04	0.00	0.00	1,765,676.19	0.00	0.00	25,983.00	0.00
Insurance Expenses	5021503000	2,245,000.00	2,044,769.17	4,289,769.17	2,245,000.00	2,044,769.17	0.00	0.00	4,289,769.17	4,152,695.61	137,073.56	0.00	0.00	4,289,769.17	4,152,695.61	137,073.56	0.00	0.00	4,289,769.17	0.00	0.00	0.00	0.00
Other Maintenance and Operating Expenses		157,056,000.00	350,762.32	157,406,762.32	157,056,000.00	350,762.32	0.00	0.00	157,406,762.32	4,230,681.14	21,167,398.13	0.00	0.00	25,398,079.27	3,167,714.64	17,256,463.67	0.00	0.00	20,424,178.31	0.00	132,008,803.05	4,705,960.96	268,000.00
Advertising Expenses	5029901000	215,000.00	0.00	215,000.00	215,000.00	0.00	0.00	0.00	215,000.00	40,656.00	0.00	0.00	0.00	40,656.00	0.00	0.00	0.00	0.00	40,656.00	0.00	174,344.00	0.00	0.00
Printing and Publication Expenses	5029902000	60,000.00	0.00	60,000.00	60,000.00	0.00	0.00	0.00	60,000.00	0.00	0.00	0.00	0.00	0.00	0.00	0.00	0.00	0.00	0.00	0.00	60,000.00	0.00	0.00
Representation Expenses	5029903000	3,170,000.00	(692,825.62)	2,477,174.38	3,170,000.00	(692,825.62)	0.00	0.00	2,477,174.38	847,243.79	183,986.70	0.00	0.00	1,031,230.49	748,929.29	276,993.20	0.00	0.00	1,025,922.49	0.00	1,445,943.89	5,368.00	0.00
Transportation and Delivery Expenses	5029904000	18,404,000.00	0.00	18,404,000.00	18,404,000.00	0.00	0.00	0.00	18,404,000.00	2,312,453.73	9,979,217.18	0.00	0.00	12,291,670.91	1,378,276.73	9,283,526.98	0.00	0.00	10,661,803.71	0.00	6,112,329.09	1,629,867.20	0.00
Rent/Lease Expenses		17,668,000.00	0.00	17,668,000.00	17,668,000.00	0.00	0.00	0.00	17,668,000.00	0.00	10,424,133.93	0.00	0.00	10,424,133.93	0.00	7,438,954.50	0.00	0.00	7,438,954.50	0.00	7,243,866.07	2,985,179.43	0.00
Rents - Building and Structures	5029905001	17,668,000.00	0.00	17,668,000.00	17,668,000.00	0.00	0.00	0.00	17,668,000.00	0.00	10,424,133.93	0.00	0.00	10,424,133.93	0.00	7,438,954.50	0.00	0.00	7,438,954.50	0.00	7,243,866.07	2,985,179.43	0.00
Subscription Expenses		117,118,000.00	0.00	117,118,000.00	117,118,000.00	0.00	0.00	0.00	117,118,000.00	7,800.00	268,000.00	0.00	0.00	275,800.00	7,800.00	0.00	0.00	0.00	7,800.00	0.00	116,842,200.00	0.00	268,000.00
ICT Software Subscription	5029907001	116,637,000.00	0.00	116,637,000.00	116,637,000.00	0.00	0.00	0.00	116,637,000.00	0.00	268,000.00	0.00	0.00	268,000.00	0.00	0.00	0.00	0.00	0.00	0.00	116,369,000.00	0.00	268,000.00
Other Subscription Expenses	5029907099	481,000.00	0.00	481,000.00	481,000.00	0.00	0.00	0.00	481,000.00	7,800.00	0.00	0.00	0.00	7,800.00	7,800.00	0.00	0.00	0.00	7,800.00	0.00	473,200.00	0.00	0.00
Other Maintenance and Operating Expenses	5029999099	421,000.00	1,043,587.94	1,464,587.94	421,000.00	1,043,587.94	0.00	0.00	1,464,587.94	1,922,527.62	312,060.32	0.00	0.00	1,334,587.94	982,052.62	256,988.99	0.00	0.00	1,249,041.81	0.00	130,000.00	85,546.33	0.00
Property, Plant and Equipment Outlay		752,265,000.00	2,300,000.00	754,565,000.00	752,265,000.00	2,300,000.00	0.00	0.00	754,565,000.00	0.00	6,322,000.00	0.00	0.00	6,322,000.00	0.00	0.00	0.00	0.00	0.00	0.00	748,243,000.00	0.00	6,322,000.00
Buildings and Other Structures		9,000,000.00	0.00	9,000,000.00	9,000,000.00	0.00	0.00	0.00	9,000,000.00	0.00	0.00	0.00	0.00	0.00	0.00	0.00	0.00	0.00	0.00	0.00	9,000,000.00	0.00	0.00
Buildings	5060404001	9,000,000.00	0.00	9,000,000.00	9,000,000.00	0.00	0.00	0.00	9,000,000.00	0.00	0.00	0.00	0.00	0.00	0.00	0.00	0.00	0.00	0.00	0.00	9,000,000.00	0.00	0.00
Machinery and Equipment Outlay		735,465,000.00	0.00	735,465,000.00	735,465,000.00	0.00	0.00	0.00	735,465,000.00	0.00	4,154,000.00	0.00	0.00	4,154,000.00	0.00	0.00	0.00	0.00	0.00	0.00	731,311,000.00	0.00	4,154,000.00
Information and Communication Technology	5060405003	536,650,000.00	0.00	536,650,000.00	536,650,000.00	0.00	0.00	0.00	536,650,000.00	0.00	4,154,000.00	0.00	0.00	4,154,000.00	0.00	0.00	0.00	0.00	0.00	0.00	532,496,000.00	0.00	4,154,000.00
Printing Equipment	5060405012	36,105,000.00	0.00	36,105,000.00	36,105,000.00	0.00	0.00	0.00	36,105,000.00	0.00	0.00	0.00	0.00	0.00	0.00	0.00	0.00	0.00	0.00	0.00	36,105,000.00	0.00	0.00
ICT Software	5060405015	162,710,000.00	0.00	162,710,000.00	162,710,000.00	0.00	0.00	0.00	162,710,000.00	0.00	0.00	0.00	0.00	0.00	0.00	0.00	0.00	0.00	0.00	0.00	162,710,000.00	0.00	0.00
Transportation Equipment Outlay		7,800,000.00	0.00	7,800,000.00	7,800,000.00	0.00	0.00	0.00	7,800,000.00	0.00	0.00	0.00	0.00	0.00	0.00	0.00	0.00	0.00	0.00	0.00	7,800,000.00	0.00	0.00
Motor Vehicles	5060406001	7,800,000.00	0.00	7,800,000.00	7,800,000.00	0.00	0.00	0.00	7,800,000.00	0.00	0.00	0.00	0.00	0.00	0.00	0.00	0.00	0.00	0.00	0.00	7,800,000.00	0.00	0.00
Other Property Plant and Equipment Outlay		0.00	2,300,000.00	2,300,000.00	0.00	2,300,000.00	0.00	0.00	2,300,000.00	0.00	2,168,000.00	0.00	0.00	2,168,000.00	0.00	0.00	0.00	0.00	0.00	0.00	132,000.00	0.00	2,168,000.00
Other Property, Plant and Equipment	5060406099	0.00	2,300,000.00	2,300,000.00	0.00	2,300,000.00	0.00	0.00	2,300,000.00	0.00	2,168,												

**SUMMARY OF APPROPRIATIONS, ALLOTMENTS, OBLIGATIONS, DISBURSEMENTS AND BALANCES BY OBJECT OF EXPENDITURE**  
As at the Quarter Ending June 30, 2025


  
 JUL 21 2025


  
 REGISTERED AUTHORITY  
 COMMISSION ON AUDIT  
 JUL 18 2025

Department : Department of Justice (DOJ)  
 Agency/Entity : Land Registration Authority  
 Operating Unit : < not applicable >  
 Organization Code (UACS) : 15 004 000000  
 Fund Cluster : 03 - Special Account - Locally Funded/Domestic Grants Fund  
 (e.g. UACS Fund Cluster: 01-Regular Agency Fund, 02-Foreign Assisted Projects Fund, 03-Special Account-Locally Funded/Domestic Grants Fund)

Particulars	UACS CODE	Appropriations				Allotments					Obligations					Balances								
		Authorized Appropriations	Adjustments (Transfer To/From, Modifications/Augmentations)	Adjusted Appropriations	Allotments		Adjustments (Reductions, Modifications/Augmentations)	Transfer To	Transfer From	Adjusted Allotments	1st Quarter Ending March 31	2nd Quarter Ending June 30	3rd Quarter Ending September 30	4th Quarter Ending December 31	Total	1st Quarter Ending March 31	2nd Quarter Ending June 30	3rd Quarter Ending September 30	4th Quarter Ending December 31	Total	Unused Funds		Unpaid Obligations (18-21)=(24+25)	
					SARO	Unobligated															Unreleased Appropriations	Unobligated Allotments	Due and Demandable	Not Yet Due and Demandable
1	2	3	4	5=(3+4)	6	7	8	9	10	11=[(6-7)+(-8)-9+10]	12	13	14	15	16=[(12+13+14+15)]	17	18	19	20	21=[(17+18+19+20)]	22=[(5-11)]	23=[(11-16)]	24	25
<b>SUMMARY</b>		0.00	0.00	0.00	0.00	20,184,736.60	0.00	0.00	0.00	20,184,736.60	1,827,477.77	1,021,691.41	0.00	0.00	2,849,169.18	1,474,112.59	1,367,914.59	0.00	0.00	2,842,027.18	0.00	17,335,567.42	7,142.00	0.00
<b>Unobligated Allotment</b>		0.00	0.00	0.00	0.00	20,184,736.60	0.00	0.00	0.00	20,184,736.60	1,827,477.77	1,021,691.41	0.00	0.00	2,849,169.18	1,474,112.59	1,367,914.59	0.00	0.00	2,842,027.18	0.00	17,335,567.42	7,142.00	0.00
<b>I. AGENCY SPECIFIC BUDGET</b>		0.00	0.00	0.00	0.00	20,184,736.60	0.00	0.00	0.00	20,184,736.60	1,827,477.77	1,021,691.41	0.00	0.00	2,849,169.18	1,474,112.59	1,367,914.59	0.00	0.00	2,842,027.18	0.00	17,335,567.42	7,142.00	0.00
<b>Maintenance and Other Operating Expenses</b>		0.00	0.00	0.00	0.00	4,766,784.63	0.00	0.00	0.00	4,766,784.63	1,827,477.77	1,021,691.41	0.00	0.00	2,849,169.18	1,474,112.59	1,367,914.59	0.00	0.00	2,842,027.18	0.00	1,917,615.45	7,142.00	0.00
Traveling Expenses		0.00	0.00	0.00	0.00	0.00	525,613.00	0.00	0.00	525,613.00	526,684.00	(1,071.00)	0.00	0.00	525,613.00	469,760.00	55,853.00	0.00	0.00	525,613.00	0.00	0.00	0.00	0.00
Traveling Expenses - Local	5020101000	0.00	0.00	0.00	0.00	0.00	525,613.00	0.00	0.00	525,613.00	526,684.00	(1,071.00)	0.00	0.00	525,613.00	469,760.00	55,853.00	0.00	0.00	525,613.00	0.00	0.00	0.00	0.00
Training and Scholarship Expenses		0.00	0.00	0.00	0.00	74,983.08	19,616.92	0.00	0.00	94,600.00	94,600.00	0.00	0.00	94,600.00	94,600.00	0.00	0.00	0.00	0.00	94,600.00	0.00	0.00	0.00	0.00
Training Expenses	5020201000	0.00	0.00	0.00	0.00	74,983.08	19,616.92	0.00	0.00	94,600.00	94,600.00	0.00	0.00	94,600.00	94,600.00	0.00	0.00	0.00	0.00	94,600.00	0.00	0.00	0.00	0.00
Training Expenses	5020201002	0.00	0.00	0.00	0.00	74,983.08	19,616.92	0.00	0.00	94,600.00	94,600.00	0.00	0.00	94,600.00	94,600.00	0.00	0.00	0.00	0.00	94,600.00	0.00	0.00	0.00	0.00
Supplies and Materials Expenses		0.00	0.00	0.00	0.00	4,213,448.10	(2,136,040.85)	0.00	0.00	2,077,407.25	155,123.80	4,668.00	0.00	0.00	159,791.80	86,227.62	73,564.18	0.00	0.00	159,791.80	0.00	1,917,615.45	0.00	0.00
Office Supplies Expenses	5020301000	0.00	0.00	0.00	0.00	0.00	12,245.00	0.00	0.00	12,245.00	11,691.00	554.00	0.00	0.00	12,245.00	10,465.00	1,780.00	0.00	0.00	12,245.00	0.00	0.00	0.00	0.00
Office Supplies Expenses	5020301002	0.00	0.00	0.00	0.00	0.00	12,245.00	0.00	0.00	12,245.00	11,691.00	554.00	0.00	0.00	12,245.00	10,465.00	1,780.00	0.00	0.00	12,245.00	0.00	0.00	0.00	0.00
Fuel, Oil and Lubricants Expenses	5020309000	0.00	0.00	0.00	0.00	0.00	85,919.10	0.00	0.00	85,919.10	85,919.10	0.00	0.00	85,919.10	25,957.07	60,862.03	0.00	0.00	85,919.10	0.00	0.00	0.00	0.00	0.00
Semi-Expendable Machinery and Equipment	5020321000	0.00	0.00	0.00	0.00	3,738,233.30	(1,820,617.85)	0.00	0.00	1,917,615.45	0.00	0.00	0.00	0.00	0.00	0.00	0.00	0.00	0.00	0.00	1,917,615.45	0.00	0.00	0.00
Information and Communications Technology	5020321003	0.00	0.00	0.00	0.00	3,738,233.30	(1,820,617.85)	0.00	0.00	1,917,615.45	0.00	0.00	0.00	0.00	0.00	0.00	0.00	0.00	0.00	0.00	1,917,615.45	0.00	0.00	0.00
Other Supplies and Materials Expenses	5020399000	0.00	0.00	0.00	0.00	475,214.80	(413,587.10)	0.00	0.00	61,627.70	57,513.70	4,114.00	0.00	0.00	61,627.70	50,705.55	10,922.15	0.00	0.00	61,627.70	0.00	0.00	0.00	0.00
Utility Expenses		0.00	0.00	0.00	0.00	0.00	636,112.58	0.00	0.00	636,112.58	604,714.17	31,398.41	0.00	0.00	636,112.58	604,714.17	31,398.41	0.00	0.00	636,112.58	0.00	0.00	0.00	0.00
Water Expenses	5020401000	0.00	0.00	0.00	0.00	0.00	41,914.24	0.00	0.00	41,914.24	34,250.00	7,664.24	0.00	0.00	41,914.24	34,250.00	7,664.24	0.00	0.00	41,914.24	0.00	0.00	0.00	0.00
Electricity Expenses	5020402000	0.00	0.00	0.00	0.00	0.00	594,198.34	0.00	0.00	594,198.34	570,464.17	23,734.17	0.00	0.00	594,198.34	570,464.17	23,734.17	0.00	0.00	594,198.34	0.00	0.00	0.00	0.00
Communication Expenses		0.00	0.00	0.00	0.00	0.00	84,930.26	0.00	0.00	84,930.26	77,796.26	7,134.00	0.00	0.00	84,930.26	68,234.26	14,094.00	0.00	0.00	84,930.26	0.00	0.00	2,602.00	0.00
Postage and Courier Services	5020501000	0.00	0.00	0.00	0.00	0.00	65,044.50	0.00	0.00	65,044.50	57,910.50	7,134.00	0.00	0.00	65,044.50	49,848.50	12,594.00	0.00	0.00	65,044.50	0.00	0.00	2,602.00	0.00
Telephone Expenses	5020502000	0.00	0.00	0.00	0.00	0.00	12,460.76	0.00	0.00	12,460.76	12,460.76	0.00	0.00	12,460.76	10,960.76	1,500.00	0.00	0.00	12,460.76	0.00	0.00	0.00	0.00	
Mobile	5020502001	0.00	0.00	0.00	0.00	0.00	12,460.76	0.00	0.00	12,460.76	12,460.76	0.00	0.00	12,460.76	10,960.76	1,500.00	0.00	0.00	12,460.76	0.00	0.00	0.00	0.00	
Internet Subscription Expenses	5020503000	0.00	0.00	0.00	0.00	0.00	7,425.00	0.00	0.00	7,425.00	7,425.00	0.00	0.00	7,425.00	7,425.00	0.00	0.00	0.00	7,425.00	0.00	0.00	0.00	0.00	
Confidential, Intelligence and Extraordinary		0.00	0.00	0.00	0.00	0.00	67,800.00	0.00	0.00	67,800.00	67,800.00	0.00	0.00	67,800.00	67,800.00	0.00	0.00	0.00	0.00	67,800.00	0.00	0.00	0.00	0.00
Extraordinary and Miscellaneous Expenses	5021003000	0.00	0.00	0.00	0.00	0.00	67,800.00	0.00	0.00	67,800.00	67,800.00	0.00	0.00	67,800.00	67,800.00	0.00	0.00	0.00	0.00	67,800.00	0.00	0.00	0.00	0.00
Professional Services		0.00	0.00	0.00	0.00	0.00	25,541.26	0.00	0.00	25,541.26	25,541.26	0.00	0.00	25,541.26	25,541.26	0.00	0.00	0.00	0.00	25,541.26	0.00	0.00	0.00	0.00
Other Professional Services	5021199000	0.00	0.00	0.00	0.00	0.00	25,541.26	0.00	0.00	25,541.26	25,541.26	0.00	0.00	25,541.26	25,541.26	0.00	0.00	0.00	0.00	25,541.26	0.00	0.00	0.00	0.00
General Services		0.00	0.00	0.00	0.00	645.84	(645.84)	0.00	0.00	0.00	0.00	0.00	0.00	0.00	0.00	0.00	0.00	0.00	0.00	0.00	0.00	0.00	0.00	0.00
Janitorial Services	5021202000	0.00	0.00	0.00	0.00	645.84	(645.84)	0.00	0.00	0.00	0.00	0.00	0.00	0.00	0.00	0.00	0.00	0.00	0.00	0.00	0.00	0.00	0.00	0.00
Repairs and Maintenance		0.00	0.00	0.00	0.00	0.00	966,513.00	0.00	0.00	966,513.00	3,170.00	963,343.00	0.00	0.00	966,513.00	1,670.00	961,843.00	0.00	0.00	966,513.00	0.00	0.00	3,000.00	0.00
Repairs and Maintenance - Buildings and Other	5021304000	0.00	0.00	0.00	0.00	0.00	961,843.00	0.00	0.00	961,843.00	0.00	961,843.00	0.00	0.00	961,843.00	0.00	961,843.00	0.00	0.00	961,843.00	0.00	0.00	0.00	0.00
Buildings	5021304001	0.00	0.00	0.00	0.00	0.00	961,843.00	0.00	0.00	961,843.00	0.00	961,843.00	0.00	0.00	961,843.00	0.00	961,843.00	0.00	0.00	961,843.00	0.00	0.00	0.00	0.00
Repairs and Maintenance - Machinery and	5021305000	0.00	0.00	0.00	0.00	0.00	3,000.00	0.00	0.00	3,000.00	1,500.00	1,500.00	0.00	0.00	3,000.00	0.00	0.00	0.00	0.00	3,000.00	0.00	0.00	3,000.00	0.00
Printing Equipment	5021305012	0.00	0.00	0.00	0.00	0.00	3,000.00	0.00	0.00	3,000.00	1,500.00	1,500.00	0.00	0.00	3,000.00	0.00	0.00	0.00	0.00	3,000.00	0.00	0.00	3,000.00	0.00
Repairs and Maintenance - Furniture and Fixtures	5021307000	0.00	0.00	0.00	0.00	0.00	1,670.00	0.00	0.00	1,670.00	1,670.00	0.00	0.00	1,670.00	1,670.00	0.00	0.00	0.00	0.00	1,670.00	0.00	0.00	0.00	0.00
Other Maintenance and Operating Expenses		0.00	0.00	0.00	0.00	477,707.61	(189,440.33)	0.00	0.00	288,267.28	272,048.28	16,219.00	0.00	0.00	288,267.28	55,565.28	231,162.00	0.00	0.00	288,267.28	0.00	0.00	1,540.00	0.00
Advertising Expenses	5029901000	0.00	0.00	0.00	0.0																			

Particulars	UACS CODE	Appropriations			Allotments						Obligations					Disbursements					Balances			
		Authorized Appropriations	Adjustments (Transfer To/From, Modifications/ Augmentations)	Adjusted Appropriations	Allotments		Adjustments (Reductions, Modifications/ Augmentations)	Transfer To	Transfer From	Adjusted Allotments	1st Quarter Ending March 31	2nd Quarter Ending June 30	3rd Quarter Ending September 30	4th Quarter Ending December	Total	1st Quarter Ending March 31	2nd Quarter Ending June 30	3rd Quarter Ending September	4th Quarter Ending December	Total	Unused Funds		Unpaid Obligations (16-21)-(24+25)	
					SARO	Unobligated															Committed Appropn	Unobligated Allotments	Due and Demandable	Not Yet Due and Demandable
1	2	3	4	5=(3+4)	6	7	8	9	10	11=[(6+7+(-)8-9+10)]	12	13	14	15	16=(12+13+14+15)	17	18	19	20	21=(17+18+19+20)	22=(5-11)	23=(11-16)	24	25
Capital Outlays		0.00	0.00	0.00	0.00	15,417,951.97	0.00	0.00	0.00	15,417,951.97	0.00	0.00	0.00	0.00	0.00	0.00	0.00	0.00	0.00	0.00	0.00	15,417,951.97	0.00	0.00
Property, Plant and Equipment Outlay		0.00	0.00	0.00	0.00	15,417,951.97	0.00	0.00	0.00	15,417,951.97	0.00	0.00	0.00	0.00	0.00	0.00	0.00	0.00	0.00	0.00	0.00	15,417,951.97	0.00	0.00
Infrastructure Outlay	5060403000	0.00	0.00	0.00	0.00	6,480,000.00	0.00	0.00	0.00	6,480,000.00	0.00	0.00	0.00	0.00	0.00	0.00	0.00	0.00	0.00	0.00	0.00	6,480,000.00	0.00	0.00
Communication Networks	5060403006	0.00	0.00	0.00	0.00	6,480,000.00	0.00	0.00	0.00	6,480,000.00	0.00	0.00	0.00	0.00	0.00	0.00	0.00	0.00	0.00	0.00	0.00	6,480,000.00	0.00	0.00
Machinery and Equipment Outlay	5060405000	0.00	0.00	0.00	0.00	5,315,678.07	0.00	0.00	0.00	5,315,678.07	0.00	0.00	0.00	0.00	0.00	0.00	0.00	0.00	0.00	0.00	0.00	5,315,678.07	0.00	0.00
Office Equipment	5060405002	0.00	0.00	0.00	0.00	1,168,400.00	0.00	0.00	0.00	1,168,400.00	0.00	0.00	0.00	0.00	0.00	0.00	0.00	0.00	0.00	0.00	0.00	1,168,400.00	0.00	0.00
Information and Communication Technology	5060405003	0.00	0.00	0.00	0.00	428,388.00	0.00	0.00	0.00	428,388.00	0.00	0.00	0.00	0.00	0.00	0.00	0.00	0.00	0.00	0.00	0.00	428,388.00	0.00	0.00
Printing Equipment	5060405012	0.00	0.00	0.00	0.00	490,000.00	0.00	0.00	0.00	490,000.00	0.00	0.00	0.00	0.00	0.00	0.00	0.00	0.00	0.00	0.00	0.00	490,000.00	0.00	0.00
ICT Software	5060405015	0.00	0.00	0.00	0.00	3,228,890.07	0.00	0.00	0.00	3,228,890.07	0.00	0.00	0.00	0.00	0.00	0.00	0.00	0.00	0.00	0.00	0.00	3,228,890.07	0.00	0.00
Transportation Equipment Outlay	5060406000	0.00	0.00	0.00	0.00	3,622,273.90	0.00	0.00	0.00	3,622,273.90	0.00	0.00	0.00	0.00	0.00	0.00	0.00	0.00	0.00	0.00	0.00	3,622,273.90	0.00	0.00
Motor Vehicles	5060406001	0.00	0.00	0.00	0.00	3,622,273.90	0.00	0.00	0.00	3,622,273.90	0.00	0.00	0.00	0.00	0.00	0.00	0.00	0.00	0.00	0.00	0.00	3,622,273.90	0.00	0.00
<b>GRAND TOTAL</b>		<b>0.00</b>	<b>0.00</b>	<b>0.00</b>	<b>0.00</b>	<b>20,184,736.60</b>	<b>0.00</b>	<b>0.00</b>	<b>0.00</b>	<b>20,184,736.60</b>	<b>1,827,477.77</b>	<b>1,021,691.41</b>	<b>0.00</b>	<b>0.00</b>	<b>2,849,169.18</b>	<b>1,474,112.59</b>	<b>1,367,914.59</b>	<b>0.00</b>	<b>0.00</b>	<b>2,842,027.18</b>	<b>0.00</b>	<b>17,335,567.42</b>	<b>7,142.00</b>	<b>0.00</b>

Certified Correct:

  
**MEILINA F. PANGDAN**  
 Assistant Chief, Budget Division

Certified Correct:

  
**JAIRO M. CABUSI**  
 Chief, Accounting Division

Recommending Approval By:

  
**MARIA TERESA T. YANCHA**  
 Director II, Financial Service

Approved By:

  
**GERARDO PANGA SIRIOS**  
 Administrator