


STATEMENT OF APPROPRIATIONS, ALLOTMENTS, OBLIGATIONS, DISBURSEMENTS AND BALANCES
As at the Quarter Ending March 31, 2025

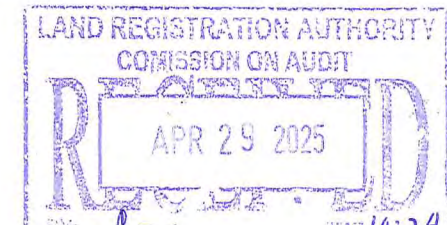
Department : Department of Justice (DOJ)
 Agency/Entity : Land Registration Authority
 Operating Unit : < not applicable >
 Organization Code (UACS) : 15 004 0000000
 Fund Cluster : 03 - Special Account - Locally Funded/Domestic Grants Fund

(e.g. UACS Fund Cluster: 01-Regular Agency Fund, 02-Foreign Assisted Projects Fund, 03-Special Account-Locally Funded/Domestic Grants Fund, and 04-Special Account-Foreign Assisted/Foreign Grants Fund)

	Current Year Appropriations
	Supplemental Appropriations
X	Continuing Appropriations



Particulars	UACS CODE	Appropriations			Allotments						Current Year Obligations					Current Year Disbursements					Balances			
		Authorized Appropriations	Adjustments (Transfer In/Out)	Adjusted Appropriations	Allotments		Adjustment (Reduction)	Transfer To	Transfer From	Adjusted Allotments	1st Quarter Ending March 31	2nd Quarter Ending June 30	3rd Quarter Ending September 30	4th Quarter Ending	Total	1st Quarter Ending March 31	2nd Quarter Ending	3rd Quarter Ending	4th Quarter Ending	Total	Unused Funds		Unpaid Obligations (16-21)=(24+25)	
					SARO	Unobligated															Unreleased Appropriations	Unobligated Allotments	Due and Demandable	Not Yet Due and Demandable
1	2	3	4	5=(3+4)	6	7	8	9	10	11=(6+7+8+9+10)	12	13	14	15	16=(12+13+14+15)	17	18	19	20	21=(17+18+19+20)	22=(5-11)	23=(11-16)	24	25
Unobligated Allotment		0.00	0.00	0.00	0.00	20,184,736.60	0.00	0.00	0.00	20,184,736.60	1,827,477.77	0.00	0.00	0.00	1,827,477.77	1,474,112.59	0.00	0.00	0.00	1,474,112.59	0.00	18,357,258.83	353,365.18	0.00
I. Agency Specific Budget		0.00	0.00	0.00	0.00	20,184,736.60	0.00	0.00	0.00	20,184,736.60	1,827,477.77	0.00	0.00	0.00	1,827,477.77	1,474,112.59	0.00	0.00	0.00	1,474,112.59	0.00	18,357,258.83	353,365.18	0.00
General Administration and Support	100000000000000000	0.00	0.00	0.00	0.00	4,477,005.83	0.00	0.00	0.00	4,477,005.83	557,958.39	0.00	0.00	0.00	557,958.39	555,985.07	0.00	0.00	0.00	555,985.07	0.00	3,919,047.44	1,973.32	0.00
General Management and Supervision	1000001000001000	0.00	0.00	0.00	0.00	4,477,005.83	0.00	0.00	0.00	4,477,005.83	557,958.39	0.00	0.00	0.00	557,958.39	555,985.07	0.00	0.00	0.00	555,985.07	0.00	3,919,047.44	1,973.32	0.00
MOOE		0.00	0.00	0.00	0.00	566,331.93	0.00	0.00	0.00	566,331.93	557,958.39	0.00	0.00	0.00	557,958.39	555,985.07	0.00	0.00	0.00	555,985.07	0.00	8,373.54	1,973.32	0.00
CO		0.00	0.00	0.00	0.00	3,910,673.90	0.00	0.00	0.00	3,910,673.90	0.00	0.00	0.00	0.00	0.00	0.00	0.00	0.00	0.00	0.00	0.00	3,910,673.90	0.00	0.00
Sub-Total, General Administration and Support		0.00	0.00	0.00	0.00	4,477,005.83	0.00	0.00	0.00	4,477,005.83	557,958.39	0.00	0.00	0.00	557,958.39	555,985.07	0.00	0.00	0.00	555,985.07	0.00	3,919,047.44	1,973.32	0.00
PS		0.00	0.00	0.00	0.00	0.00	0.00	0.00	0.00	0.00	0.00	0.00	0.00	0.00	0.00	0.00	0.00	0.00	0.00	0.00	0.00	0.00	0.00	0.00
MOOE		0.00	0.00	0.00	0.00	566,331.93	0.00	0.00	0.00	566,331.93	557,958.39	0.00	0.00	0.00	557,958.39	555,985.07	0.00	0.00	0.00	555,985.07	0.00	8,373.54	1,973.32	0.00
FinEx (if Applicable)		0.00	0.00	0.00	0.00	0.00	0.00	0.00	0.00	0.00	0.00	0.00	0.00	0.00	0.00	0.00	0.00	0.00	0.00	0.00	0.00	0.00	0.00	0.00
CO		0.00	0.00	0.00	0.00	3,910,673.90	0.00	0.00	0.00	3,910,673.90	0.00	0.00	0.00	0.00	0.00	0.00	0.00	0.00	0.00	0.00	0.00	3,910,673.90	0.00	0.00
Support to Operations	200000000000000000	0.00	0.00	0.00	0.00	14,434,362.33	0.00	0.00	0.00	14,434,362.33	882,636.14	0.00	0.00	0.00	882,636.14	562,205.28	0.00	0.00	0.00	562,205.28	0.00	13,551,726.19	320,430.86	0.00
Information Systems Development and Maintenance	2000001000002000	0.00	0.00	0.00	0.00	14,365,511.37	0.00	0.00	0.00	14,365,511.37	813,785.18	0.00	0.00	0.00	813,785.18	499,185.00	0.00	0.00	0.00	499,185.00	0.00	13,551,726.19	314,600.18	0.00
MOOE		0.00	0.00	0.00	0.00	3,738,233.30	0.00	0.00	0.00	3,738,233.30	813,785.18	0.00	0.00	0.00	813,785.18	499,185.00	0.00	0.00	0.00	499,185.00	0.00	2,924,448.12	314,600.18	0.00
CO		0.00	0.00	0.00	0.00	10,627,278.07	0.00	0.00	0.00	10,627,278.07	0.00	0.00	0.00	0.00	0.00	0.00	0.00	0.00	0.00	0.00	0.00	10,627,278.07	0.00	0.00
Legal Services	2000001000003000	0.00	0.00	0.00	0.00	68,850.96	0.00	0.00	0.00	68,850.96	68,850.96	0.00	0.00	0.00	68,850.96	63,020.28	0.00	0.00	0.00	63,020.28	0.00	0.00	5,830.68	0.00
MOOE		0.00	0.00	0.00	0.00	68,850.96	0.00	0.00	0.00	68,850.96	68,850.96	0.00	0.00	0.00	68,850.96	63,020.28	0.00	0.00	0.00	63,020.28	0.00	0.00	5,830.68	0.00
Sub-Total, Support to Operations		0.00	0.00	0.00	0.00	14,434,362.33	0.00	0.00	0.00	14,434,362.33	882,636.14	0.00	0.00	0.00	882,636.14	562,205.28	0.00	0.00	0.00	562,205.28	0.00	13,551,726.19	320,430.86	0.00
PS		0.00	0.00	0.00	0.00	0.00	0.00	0.00	0.00	0.00	0.00	0.00	0.00	0.00	0.00	0.00	0.00	0.00	0.00	0.00	0.00	0.00	0.00	0.00
MOOE		0.00	0.00	0.00	0.00	3,807,084.26	0.00	0.00	0.00	3,807,084.26	882,636.14	0.00	0.00	0.00	882,636.14	562,205.28	0.00	0.00	0.00	562,205.28	0.00	2,924,448.12	320,430.86	0.00
FinEx (if Applicable)		0.00	0.00	0.00	0.00	0.00	0.00	0.00	0.00	0.00	0.00	0.00	0.00	0.00	0.00	0.00	0.00	0.00	0.00	0.00	0.00	0.00	0.00	0.00
CO		0.00	0.00	0.00	0.00	10,627,278.07	0.00	0.00	0.00	10,627,278.07	0.00	0.00	0.00	0.00	0.00	0.00	0.00	0.00	0.00	0.00	0.00	10,627,278.07	0.00	0.00
Operations	300000000000000000	0.00	0.00	0.00	0.00	1,273,368.44	0.00	0.00	0.00	1,273,368.44	386,883.24	0.00	0.00	0.00	386,883.24	355,922.24	0.00	0.00	0.00	355,922.24	0.00	886,485.20	30,961.00	0.00
OO : Land Registration Services Effectively Delivered		0.00	0.00	0.00	0.00	1,273,368.44	0.00	0.00	0.00	1,273,368.44	386,883.24	0.00	0.00	0.00	386,883.24	355,922.24	0.00	0.00	0.00	355,922.24	0.00	886,485.20	30,961.00	0.00
LAND TITLING AND REGISTRATION PROGRAM		0.00	0.00	0.00	0.00	1,273,368.44	0.00	0.00	0.00	1,273,368.44	386,883.24	0.00	0.00	0.00	386,883.24	355,922.24	0.00	0.00	0.00	355,922.24	0.00	886,485.20	30,961.00	0.00
Issuance of Registration Decrees and Certificates of Title	3101001000001000	0.00	0.00	0.00	0.00	1,049,662.01	0.00	0.00	0.00	1,049,662.01	164,052.83	0.00	0.00	0.00	164,052.83	134,591.83	0.00	0.00	0.00	134,591.83	0.00	885,609.18	29,461.00	0.00
MOOE		0.00	0.00	0.00	0.00	169,662.01	0.00	0.00	0.00	169,662.01	164,052.83	0.00	0.00	0.00	164,052.83	134,591.83	0.00	0.00	0.00	134,591.83	0.00	5,609.18	29,461.00	0.00
CO		0.00	0.00	0.00	0.00	880,000.00	0.00	0.00	0.00	880,000.00	0.00	0.00	0.00	0.00	0.00	0.00	0.00	0.00	0.00	0.00	0.00	880,000.00	0.00	0.00
Registration of Voluntary and Involuntary Deeds / Instruments	3101001000002000	0.00	0.00	0.00	0.00	223,706.43	0.00	0.00	0.00	223,706.43	222,830.41	0.00	0.00	0.00	222,830.41	221,330.41	0.00	0.00	0.00	221,330.41	0.00	876.02	1,500.00	0.00



Department : Department of Justice (DOJ)
Agency/Entity : Land Registration Authority
Operating Unit : < not applicable >
Organization Code (UACS) : 15 004 0000000
Fund Cluster : 03 - Special Account - Locally Funded/Domestic Grants Fund
(e.g. UACS Fund Cluster: 01-Regular Agency Fund, 02-Foreign Assisted Projects Fund, 03-Special Account-Locally Funded/Domestic Grants Fund, and 04-Special Account-Foreign Assisted/Foreign Grants Fund)


	Current Year Appropriations
	Supplemental Appropriations
X	Continuing Appropriations

Particulars	UACS CODE	Appropriations			Allotments						Current Year Obligations					Current Year Disbursements					Balances			
		Authorized Appropriations	Adjustments (Transfer In/Out)	Adjusted Appropriations	Allotments		Adjustments (Reduction)	Transfer To	Transfer From	Adjusted Allotments	1st Quarter Ending March 31	2nd Quarter Ending June 30	3rd Quarter Ending September 30	4th Quarter Ending	Total	1st Quarter Ending March 31	2nd Quarter Ending	3rd Quarter Ending	4th Quarter Ending	Total	Unused Funds		Unpaid Obligations (16-21)=(24+25)	
					SARO	Unobligated															Unreleased Appropriations	Unobligated Allotments	Due and Demandable	Not Yet Due and Demandable
1	2	3	4	5=(3+4)	6	7	8	9	10	11=((6+7)+(9+10))	12	13	14	15	16=(12+13+14+15)	17	18	19	20	21=(17+18+19+20)	22=(5-11)	23=(11-16)	24	25
MOOE		0.00	0.00	0.00	0.00	223,706.43	0.00	0.00	0.00	223,706.43	222,830.41	0.00	0.00	0.00	222,830.41	221,330.41	0.00	0.00	0.00	221,330.41	0.00	876.02	1,500.00	0.00
Sub-Total, Operations		0.00	0.00	0.00	0.00	1,273,368.44	0.00	0.00	0.00	1,273,368.44	386,883.24	0.00	0.00	0.00	386,883.24	355,922.24	0.00	0.00	0.00	355,922.24	0.00	886,485.20	30,961.00	0.00
PS		0.00	0.00	0.00	0.00	0.00	0.00	0.00	0.00	0.00	0.00	0.00	0.00	0.00	0.00	0.00	0.00	0.00	0.00	0.00	0.00	0.00	0.00	0.00
MOOE		0.00	0.00	0.00	0.00	393,368.44	0.00	0.00	0.00	393,368.44	386,883.24	0.00	0.00	0.00	386,883.24	355,922.24	0.00	0.00	0.00	355,922.24	0.00	6,485.20	30,961.00	0.00
FinEx (if Applicable)		0.00	0.00	0.00	0.00	0.00	0.00	0.00	0.00	0.00	0.00	0.00	0.00	0.00	0.00	0.00	0.00	0.00	0.00	0.00	0.00	0.00	0.00	0.00
CO		0.00	0.00	0.00	0.00	880,000.00	0.00	0.00	0.00	880,000.00	0.00	0.00	0.00	0.00	0.00	0.00	0.00	0.00	0.00	0.00	0.00	880,000.00	0.00	0.00
Sub-Total, I. Agency Specific Budget		0.00	0.00	0.00	0.00	20,184,736.60	0.00	0.00	0.00	20,184,736.60	1,827,477.77	0.00	0.00	0.00	1,827,477.77	1,474,112.59	0.00	0.00	0.00	1,474,112.59	0.00	18,357,258.83	353,365.18	0.00
PS		0.00	0.00	0.00	0.00	0.00	0.00	0.00	0.00	0.00	0.00	0.00	0.00	0.00	0.00	0.00	0.00	0.00	0.00	0.00	0.00	0.00	0.00	0.00
MOOE		0.00	0.00	0.00	0.00	4,766,784.63	0.00	0.00	0.00	4,766,784.63	1,827,477.77	0.00	0.00	0.00	1,827,477.77	1,474,112.59	0.00	0.00	0.00	1,474,112.59	0.00	2,939,306.86	353,365.18	0.00
FinEx (if Applicable)		0.00	0.00	0.00	0.00	0.00	0.00	0.00	0.00	0.00	0.00	0.00	0.00	0.00	0.00	0.00	0.00	0.00	0.00	0.00	0.00	0.00	0.00	0.00
CO		0.00	0.00	0.00	0.00	15,417,951.97	0.00	0.00	0.00	15,417,951.97	0.00	0.00	0.00	0.00	0.00	0.00	0.00	0.00	0.00	0.00	0.00	15,417,951.97	0.00	0.00
GRAND TOTAL		0.00	0.00	0.00	0.00	20,184,736.60	0.00	0.00	0.00	20,184,736.60	1,827,477.77	0.00	0.00	0.00	1,827,477.77	1,474,112.59	0.00	0.00	0.00	1,474,112.59	0.00	18,357,258.83	353,365.18	0.00
PS		0.00	0.00	0.00	0.00	0.00	0.00	0.00	0.00	0.00	0.00	0.00	0.00	0.00	0.00	0.00	0.00	0.00	0.00	0.00	0.00	0.00	0.00	0.00
MOOE		0.00	0.00	0.00	0.00	4,766,784.63	0.00	0.00	0.00	4,766,784.63	1,827,477.77	0.00	0.00	0.00	1,827,477.77	1,474,112.59	0.00	0.00	0.00	1,474,112.59	0.00	2,939,306.86	353,365.18	0.00
FinEx (if Applicable)		0.00	0.00	0.00	0.00	0.00	0.00	0.00	0.00	0.00	0.00	0.00	0.00	0.00	0.00	0.00	0.00	0.00	0.00	0.00	0.00	0.00	0.00	0.00
CO		0.00	0.00	0.00	0.00	15,417,951.97	0.00	0.00	0.00	15,417,951.97	0.00	0.00	0.00	0.00	0.00	0.00	0.00	0.00	0.00	0.00	0.00	15,417,951.97	0.00	0.00
Recapitulation by OO:																								
Unobligated Allotment		0.00	0.00	0.00	0.00	1,273,368.44	0.00	0.00	0.00	1,273,368.44	386,883.24	0.00	0.00	0.00	386,883.24	355,922.24	0.00	0.00	0.00	355,922.24	0.00	886,485.20	30,961.00	0.00
LAND TITLING AND REGISTRATION PROGRAM		0.00	0.00	0.00	0.00	1,273,368.44	0.00	0.00	0.00	1,273,368.44	386,883.24	0.00	0.00	0.00	386,883.24	355,922.24	0.00	0.00	0.00	355,922.24	0.00	886,485.20	30,961.00	0.00

Certified Correct:


MEILINA F. PANGDAN
Acting Chief, Budget Division

Certified Correct:


JAIHUS M. CABUSI
Chief, Accounting Division

Recommending Approval By:


MARIA TERESA P. MANCHA
Director II, Financial Service

Approved By:

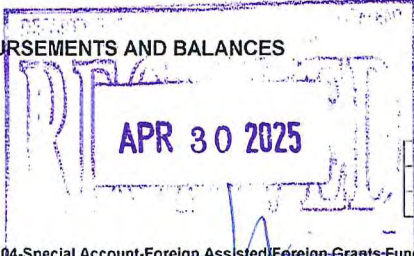

GERARDO PANGA SIRIOS
Administrator

STATEMENT OF APPROPRIATIONS, ALLOTMENTS, OBLIGATIONS, DISBURSEMENTS AND BALANCES

As at the Quarter Ending March 31, 2025

Department : Department of Justice (DOJ)
 Agency/Entity : Land Registration Authority
 Operating Unit : < not applicable >
 Organization Code (UACS) : 15 004 0000000
 Fund Cluster : 03 - Special Account - Locally Funded/Domestic Grants Fund

(e.g. UACS Fund Cluster: 01-Regular Agency Fund, 02-Foreign Assisted Projects Fund, 03-Special Account-Locally Funded/Domestic Grants Fund, and 04-Special Account-Foreign Assisted/Foreign Grants Fund)



X	Current Year Appropriations
	Supplemental Appropriations
	Continuing Appropriations

Particulars	UACS CODE	Appropriations			Allotments					Current Year Obligations					Current Year Disbursements					Balances			
		Authorized Appropriations	Adjustments (Transfer To/From)	Adjusted Appropriations	Allotments Received	Adjustments (Reductions)	Transfer To	Transfer From	Adjusted Allotments	1st Quarter Ending March 31	2nd Quarter Ending Septem	3rd Quarter Ending December 31	4th Quarter Ending	Total	1st Quarter Ending March 31	2nd Quarter Ending	3rd Quarter Ending	4th Quarter Ending	Total	Unreleased Appropriations	Unobligated Allotments	Unpaid Obligations (15-20)=(23+24)	
		3	4	5=(3+4)	6	7	8	9	10=[(6+)-(7)-8+9]	11	12	13	14	15=(11+12+13+14)	16	17	18	19	20=(16+17+18+19)	21	22	Due and Demandable 23	Not Yet Due and Demandable 24
II. Automatic Appropriations		1,825,836,000.00	0.00	1,825,836,000.00	1,825,836,000.00	0.00	0.00	0.00	1,825,836,000.00	298,595,568.98	0.00	0.00	0.00	298,595,568.98	25,224,846.85	0.00	0.00	0.00	25,224,846.85	0.00	1,527,240,431.02	20,759,062.13	252,611,660.00
Land Registration Authority	352	1,825,836,000.00	0.00	1,825,836,000.00	1,825,836,000.00	0.00	0.00	0.00	1,825,836,000.00	298,595,568.98	0.00	0.00	0.00	298,595,568.98	25,224,846.85	0.00	0.00	0.00	25,224,846.85	0.00	1,527,240,431.02	20,759,062.13	252,611,660.00
General Administration and Support	1000000000000000	107,879,000.00	0.00	107,879,000.00	107,879,000.00	0.00	0.00	0.00	107,879,000.00	8,914,424.44	0.00	0.00	0.00	8,914,424.44	4,810,608.54	0.00	0.00	0.00	4,810,608.54	0.00	98,964,575.56	443,815.90	3,660,000.00
General Management and Supervision	10000001000001000	107,879,000.00	0.00	107,879,000.00	107,879,000.00	0.00	0.00	0.00	107,879,000.00	8,914,424.44	0.00	0.00	0.00	8,914,424.44	4,810,608.54	0.00	0.00	0.00	4,810,608.54	0.00	98,964,575.56	443,815.90	3,660,000.00
MOOE		92,679,000.00	0.00	92,679,000.00	92,679,000.00	0.00	0.00	0.00	92,679,000.00	8,914,424.44	0.00	0.00	0.00	8,914,424.44	4,810,608.54	0.00	0.00	0.00	4,810,608.54	0.00	83,764,575.56	443,815.90	3,660,000.00
CO		15,200,000.00	0.00	15,200,000.00	15,200,000.00	0.00	0.00	0.00	15,200,000.00	0.00	0.00	0.00	0.00	0.00	0.00	0.00	0.00	0.00	0.00	0.00	15,200,000.00	0.00	0.00
Sub-total, General Administration and Support		107,879,000.00	0.00	107,879,000.00	107,879,000.00	0.00	0.00	0.00	107,879,000.00	8,914,424.44	0.00	0.00	0.00	8,914,424.44	4,810,608.54	0.00	0.00	0.00	4,810,608.54	0.00	98,964,575.56	443,815.90	3,660,000.00
MOOE		92,679,000.00	0.00	92,679,000.00	92,679,000.00	0.00	0.00	0.00	92,679,000.00	8,914,424.44	0.00	0.00	0.00	8,914,424.44	4,810,608.54	0.00	0.00	0.00	4,810,608.54	0.00	83,764,575.56	443,815.90	3,660,000.00
CO		15,200,000.00	0.00	15,200,000.00	15,200,000.00	0.00	0.00	0.00	15,200,000.00	0.00	0.00	0.00	0.00	0.00	0.00	0.00	0.00	0.00	0.00	0.00	15,200,000.00	0.00	0.00
Support to Operations	2000000000000000	970,612,000.00	0.00	970,612,000.00	970,612,000.00	0.00	0.00	0.00	970,612,000.00	5,312,435.55	0.00	0.00	0.00	5,312,435.55	934,950.72	0.00	0.00	0.00	934,950.72	0.00	965,299,564.45	402,824.83	3,974,660.00
Statistical Services	20000001000001000	219,000.00	0.00	219,000.00	219,000.00	0.00	0.00	0.00	219,000.00	45,970.00	0.00	0.00	0.00	45,970.00	45,970.00	0.00	0.00	0.00	45,970.00	0.00	173,030.00	0.00	0.00
MOOE		219,000.00	0.00	219,000.00	219,000.00	0.00	0.00	0.00	219,000.00	45,970.00	0.00	0.00	0.00	45,970.00	45,970.00	0.00	0.00	0.00	45,970.00	0.00	173,030.00	0.00	0.00
Information Systems Development and Maintenance	20000001000002000	964,017,000.00	0.00	964,017,000.00	964,017,000.00	0.00	0.00	0.00	964,017,000.00	5,069,870.41	0.00	0.00	0.00	5,069,870.41	719,277.03	0.00	0.00	0.00	719,277.03	0.00	958,947,129.59	375,933.38	3,974,660.00
MOOE		228,552,000.00	0.00	228,552,000.00	228,552,000.00	0.00	0.00	0.00	228,552,000.00	5,069,870.41	0.00	0.00	0.00	5,069,870.41	719,277.03	0.00	0.00	0.00	719,277.03	0.00	223,482,129.59	375,933.38	3,974,660.00
CO		735,465,000.00	0.00	735,465,000.00	735,465,000.00	0.00	0.00	0.00	735,465,000.00	0.00	0.00	0.00	0.00	0.00	0.00	0.00	0.00	0.00	0.00	0.00	735,465,000.00	0.00	0.00
Legal Services	20000001000003000	6,376,000.00	0.00	6,376,000.00	6,376,000.00	0.00	0.00	0.00	6,376,000.00	196,595.14	0.00	0.00	0.00	196,595.14	169,703.69	0.00	0.00	0.00	169,703.69	0.00	6,179,404.86	26,891.45	0.00
MOOE		6,376,000.00	0.00	6,376,000.00	6,376,000.00	0.00	0.00	0.00	6,376,000.00	196,595.14	0.00	0.00	0.00	196,595.14	169,703.69	0.00	0.00	0.00	169,703.69	0.00	6,179,404.86	26,891.45	0.00
Sub-total, Support to Operations		970,612,000.00	0.00	970,612,000.00	970,612,000.00	0.00	0.00	0.00	970,612,000.00	5,312,435.55	0.00	0.00	0.00	5,312,435.55	934,950.72	0.00	0.00	0.00	934,950.72	0.00	965,299,564.45	402,824.83	3,974,660.00
MOOE		235,147,000.00	0.00	235,147,000.00	235,147,000.00	0.00	0.00	0.00	235,147,000.00	5,312,435.55	0.00	0.00	0.00	5,312,435.55	934,950.72	0.00	0.00	0.00	934,950.72	0.00	229,834,564.45	402,824.83	3,974,660.00
CO		735,465,000.00	0.00	735,465,000.00	735,465,000.00	0.00	0.00	0.00	735,465,000.00	0.00	0.00	0.00	0.00	0.00	0.00	0.00	0.00	0.00	0.00	0.00	735,465,000.00	0.00	0.00
Operations	300000000000000000	747,345,000.00	0.00	747,345,000.00	747,345,000.00	0.00	0.00	0.00	747,345,000.00	284,368,708.99	0.00	0.00	0.00	284,368,708.99	19,479,287.59	0.00	0.00	0.00	19,479,287.59	0.00	462,976,291.01	19,912,421.40	244,977,000.00
CO : Land Registration Services Effectively Delivered		747,345,000.00	0.00	747,345,000.00	747,345,000.00	0.00	0.00	0.00	747,345,000.00	284,368,708.99	0.00	0.00	0.00	284,368,708.99	19,479,287.59	0.00	0.00	0.00	19,479,287.59	0.00	462,976,291.01	19,912,421.40	244,977,000.00
LAND TITLING AND REGISTRATION PROGRAM		747,345,000.00	0.00	747,345,000.00	747,345,000.00	0.00	0.00	0.00	747,345,000.00	284,368,708.99	0.00	0.00	0.00	284,368,708.99	19,479,287.59	0.00	0.00	0.00	19,479,287.59	0.00	462,976,291.01	19,912,421.40	244,977,000.00
Issuance of Registration Decrees and Certificates of Title	31010001000001000	138,980,000.00	0.00	138,980,000.00	138,980,000.00	0.00	0.00	0.00	138,980,000.00	28,192,158.25	0.00	0.00	0.00	28,192,158.25	13,356,278.58	0.00	0.00	0.00	13,356,278.58	0.00	110,787,841.75	14,835,879.67	0.00
MOOE		137,380,000.00	0.00	137,380,000.00	137,380,000.00	0.00	0.00	0.00	137,380,000.00	28,192,158.25	0.00	0.00	0.00	28,192,158.25	13,356,278.58	0.00	0.00	0.00	13,356,278.58	0.00	109,187,841.75	14,835,879.67	0.00
CO		1,600,000.00	0.00	1,600,000.00	1,600,000.00	0.00	0.00	0.00	1,600,000.00	0.00	0.00	0.00	0.00	0.00	0.00	0.00	0.00	0.00	0.00	0.00	1,600,000.00	0.00	0.00
Registration of Voluntary and Involuntary Deeds / Instruments	31010001000002000	608,365,000.00	0.00	608,365,000.00	608,365,000.00	0.00	0.00	0.00	608,365,000.00	256,176,550.74	0.00	0.00	0.00	256,176,550.74	6,123,009.01	0.00	0.00	0.00	6,123,009.01	0.00	352,188,449.26	5,076,541.73	244,977,000.00
MOOE		608,365,000.00	0.00	608,365,000.00	608,365,000.00	0.00	0.00	0.00	608,365,000.00	256,176,550.74	0.00	0.00	0.00	256,176,550.74	6,123,009.01	0.00	0.00	0.00	6,123,009.01	0.00	352,188,449.26	5,076,541.73	244,977,000.00
Sub-total, Operations		747,345,000.00	0.00	747,345,000.00	747,345,000.00	0.00	0.00	0.00	747,345,000.00	284,368,708.99	0.00	0.00	0.00	284,368,708.99	19,479,287.59	0.00	0.00	0.00	19,479,287.59	0.00	462,976,291.01	19,912,421.40	244,977,000.00

This report was generated using the Unified Reporting System on April 22, 2025 1:33 PM; Status : FOR APPROVAL



Department : Department of Justice (DOJ)
Agency/Entity : Land Registration Authority
Operating Unit : < not applicable >
Organization Code (UACS) : 15 004 0000000
Fund Cluster : 03 - Special Account - Locally Funded/Domestic Grants Fund
(e.g. UACS Fund Cluster: 01-Regular Agency Fund, 02-Foreign Assisted Projects Fund, 03-Special Account-Locally Funded/Domestic Grants Fund, and 04-Special Account-Foreign Assisted/Foreign Grants Fund)

X	Current Year Appropriations
	Supplemental Appropriations
	Continuing Appropriations

Particulars	UACS CODE	Appropriations			Allotments					Current Year Obligations					Current Year Disbursements					Balances			
		Authorized Appropriations	Adjustments (Transfer To/From)	Adjusted Appropriations	Allotments Received	Adjustments (Reductions)	Transfer To	Transfer From	Adjusted Allotments	1st Quarter Ending March 31	2nd Quarter Ending September	3rd Quarter Ending December 31	4th Quarter Ending December 31	Total	1st Quarter Ending March 31	2nd Quarter Ending September	3rd Quarter Ending December 31	4th Quarter Ending December 31	Total	Unreleased Appropriations	Unobligated Allotments	Unpaid Obligations (15-20)=(23+24)	
		3	4	5=(3+4)	6	7	8	9	10=[(6+7)-8+9]	11	12	13	14	15=[(11+12+13+14)]	16	17	18	19	20=[(16+17+18+19)]	21	22	Due and Demandable 23	Not Yet Due and Demandable 24
MOOE		745,745,000.00	0.00	745,745,000.00	745,745,000.00	0.00	0.00	0.00	745,745,000.00	284,368,708.99	0.00	0.00	0.00	284,368,708.99	19,479,287.59	0.00	0.00	0.00	19,479,287.59	0.00	461,376,291.01	19,912,421.40	244,977,000.00
CO		1,600,000.00	0.00	1,600,000.00	1,600,000.00	0.00	0.00	0.00	1,600,000.00	0.00	0.00	0.00	0.00	0.00	0.00	0.00	0.00	0.00	0.00	0.00	1,600,000.00	0.00	0.00
Sub-total, II. Automatic Appropriations		1,825,836,000.00	0.00	1,825,836,000.00	1,825,836,000.00	0.00	0.00	0.00	1,825,836,000.00	298,595,568.98	0.00	0.00	0.00	298,595,568.98	25,224,846.85	0.00	0.00	0.00	25,224,846.85	0.00	1,527,240,431.02	20,759,062.13	252,611,660.00
MOOE		1,073,571,000.00	0.00	1,073,571,000.00	1,073,571,000.00	0.00	0.00	0.00	1,073,571,000.00	298,595,568.98	0.00	0.00	0.00	298,595,568.98	25,224,846.85	0.00	0.00	0.00	25,224,846.85	0.00	774,975,431.02	20,759,062.13	252,611,660.00
CO		752,265,000.00	0.00	752,265,000.00	752,265,000.00	0.00	0.00	0.00	752,265,000.00	0.00	0.00	0.00	0.00	0.00	0.00	0.00	0.00	0.00	0.00	0.00	752,265,000.00	0.00	0.00
GRAND TOTAL		1,825,836,000.00	0.00	1,825,836,000.00	1,825,836,000.00	0.00	0.00	0.00	1,825,836,000.00	298,595,568.98	0.00	0.00	0.00	298,595,568.98	25,224,846.85	0.00	0.00	0.00	25,224,846.85	0.00	1,527,240,431.02	20,759,062.13	252,611,660.00
PS		0.00	0.00	0.00	0.00	0.00	0.00	0.00	0.00	0.00	0.00	0.00	0.00	0.00	0.00	0.00	0.00	0.00	0.00	0.00	0.00	0.00	0.00
MOOE		1,073,571,000.00	0.00	1,073,571,000.00	1,073,571,000.00	0.00	0.00	0.00	1,073,571,000.00	298,595,568.98	0.00	0.00	0.00	298,595,568.98	25,224,846.85	0.00	0.00	0.00	25,224,846.85	0.00	774,975,431.02	20,759,062.13	252,611,660.00
FINEX		0.00	0.00	0.00	0.00	0.00	0.00	0.00	0.00	0.00	0.00	0.00	0.00	0.00	0.00	0.00	0.00	0.00	0.00	0.00	0.00	0.00	0.00
CO		752,265,000.00	0.00	752,265,000.00	752,265,000.00	0.00	0.00	0.00	752,265,000.00	0.00	0.00	0.00	0.00	0.00	0.00	0.00	0.00	0.00	0.00	0.00	752,265,000.00	0.00	0.00


Certified Correct:

Certified Correct:

Recommending Approval By:

Approved By:


MEILINA F. PANGDAN
Acting Chief, Budget Division


JAIRUS M. CABUSI
Chief, Accounting Division


MARIA TERESA P. YANCHA
Director, II, Financial Service


GERARDO PANGA SIRIOS
Administrator