

STATEMENT OF APPROPRIATIONS, ALLOTMENTS, OBLIGATIONS, DISBURSEMENTS AND BALANCES
As of the Quarter Ending December 2020

Department JUSTICE
Agency LAND REGISTRATION AUTHORITY
Operating Unit
Organization Code (UACS) 15 004 00 00 000
Funding Source Code (as clustered) : 101

X	Current Year Appropriations
	Supplemental Appropriations
	Continuing Appropriations

Particulars	UACS CODE	Appropriations			Allotments				Current Year Obligations					Current Year Disbursements					Balances					
		Authorized Appropria-tion	Adjustments (Transfer (To)/From, Realignment)	Adjusted Appropria-tions	Allotments Received	Adjustme nts (Withdraw al, Realign-ment)	Transfer To	Transfer From	Adjusted Total Allotments	1st Quarter	2nd Quarter	3rd Quarter	4th Quarter	Total	1st Quarter	2nd Quarter	3rd Quarter	4th Quarter	Total	Unreleased Appropriations	Unobligated Allotment	Unpaid Obligations (15-20) = (23+24)		
										Ending March 31	Ending June 30	Ending Sept. 30	Ending Dec. 31		Ending March 31	Ending June 30	Ending Sept. 30	Ending Dec. 31				Due and Demanda-ble	Not Yet Due and Demanda-ble	
1	2	3	4	5=(3+4)	6	7	8	9	10=[(6+(-7)-8+9)]	11	12	13	14	15=(11+12+13+14)	16	17	18	19	20=(16+17+18+19)	21=[5-10]	22=[10-15]	23	24	
I. Agency Specific Budget	1 01 101																							
General Administration and Support		78,666,000.00	(2,026,641.90)	76,639,358.10	76,639,358.10				76,639,358.10	16,426,816.28	17,358,057.21	15,377,888.55	27,476,813.53	76,639,077.57	14,674,270.15	11,042,186.71	12,324,736.99	30,074,607.83	76,115,801.68	-	280.53	523,275.89		
General Administration and Supervision	100 0000 00																							
a. General Management and Supervision	100 0100 00																							
PS		56,950,000.00	345,909.06	57,295,909.06	57,295,909.06				57,295,909.06	12,233,557.41	15,478,587.10	14,179,914.95	15,403,849.60	57,295,909.06	12,148,409.39	10,647,658.57	11,912,288.89	22,064,276.32	56,772,633.17	-	-	523,275.89		
B. Administration personnel		21,716,000.00	(2,372,550.96)	19,343,449.04	19,343,449.04				19,343,449.04	4,193,260.87	1,879,470.11	1,197,473.60	12,072,963.93	19,343,168.51	2,525,860.76	394,528.14	412,448.10	16,010,331.51	19,343,168.51	-	280.53			
Support to Operations	20000000 00	40,786,000.00	6,247,605.01	47,033,605.01	47,033,605.01				47,033,605.01	10,452,935.69	13,969,609.60	10,266,153.76	12,344,905.96	47,033,605.01	10,096,739.56	13,132,465.60	10,329,819.82	13,474,580.03	47,033,605.01	-	-			
a. Statistical Services	20001000 00																							
PS		7,523,000.00	(2,904,470.75)	4,618,529.25	4,618,529.25				4,618,529.25	838,930.02	1,083,877.29	525,836.06	2,169,885.88	4,618,529.25	532,179.80	1,039,160.29	530,395.39	2,516,793.77	4,618,529.25	-	-			
MOOE																								
b. Information Systems Development and Maintenance	20002000 00																							
PS		13,152,000.00	(683,547.69)	12,468,452.31	12,468,452.31				12,468,452.31	2,856,429.44	3,750,081.90	2,740,740.28	3,113,200.69	12,468,452.31	2,841,880.48	3,420,284.90	2,775,948.28	3,430,338.65	12,468,452.31	-	-			
MOOE																								
c. Legal Services	20003000 00																							
PS		20,111,000.00	9,835,623.45	29,946,623.45	29,946,623.45				29,946,623.45	6,757,576.23	9,135,650.41	6,991,577.42	7,061,819.39	29,946,623.45	6,722,679.28	8,673,020.41	7,023,476.15	7,527,447.61	29,946,623.45	-	-			
MOOE																								
Operations	30000000 00	914,160,000.00	(17,477,792.11)	896,682,207.89	896,682,207.89				896,682,207.89	194,695,352.64	229,529,416.52	190,121,634.14	238,162,550.48	852,508,953.78	184,314,392.87	232,989,648.34	162,475,680.23	249,858,401.70	849,638,123.14	-	44,173,254.11	2,870,830.64		
MFO 1 - Land Registration Services																								
1. Issuance of Certificates of Title (OCT, TCT)	30101000 00																							
PS		262,756,000.00	(6,790,476.90)	255,965,523.10	255,965,523.10				255,965,523.10	55,994,506.67	73,059,904.32	56,504,397.45	70,406,714.66	255,965,523.10	55,047,574.56	70,684,350.38	54,216,332.68	73,496,969.02	253,445,226.64	-	-	2,520,296.46		
MOOE																								
2. Registration of Voluntary and Involuntary C	30102000 00																							
PS		451,847,000.00	1,330,684.79	453,177,684.79	453,177,684.79				453,177,684.79	102,182,680.36	130,438,167.70	98,346,286.31	122,210,428.83	453,177,563.20	97,475,345.45	131,631,601.37	93,280,141.47	130,710,468.76	453,097,557.05	-	121.59	80,006.15		
MOOE																								
3.Registration of CLOAs and Other Land Patents																								
PS		79,376,000.00	3,234,000.00	82,610,000.00	82,610,000.00				82,610,000.00	20,284,086.18	17,872,213.62	15,698,758.17	28,067,027.31	81,922,085.28	17,144,008.26	20,998,684.66	15,496,982.29	28,148,380.22	81,788,055.43	-	687,914.72	134,029.85		
MOOE		120,181,000.00	(15,252,000.00)	104,929,000.00	104,929,000.00				104,929,000.00	16,234,079.43	8,159,130.88	19,572,192.21	17,478,379.68	61,443,782.20	14,647,464.60	9,675,011.93	19,482,223.79	17,502,583.70	61,307,284.02	-	43,485,217.80	136,498.18		
Total		1,033,612,000.00	(13,256,829.00)	1,020,355,171.00	1,020,355,171.00				1,020,355,171.00	221,575,106.61	260,857,083.33	215,765,176.45	277,984,269.97	976,181,636.36	209,085,402.58	257,164,300.65	205,130,237.04	301,407,589.56	972,787,529.83	-	44,173,534.64	3,394,106.53		
PS		1,033,612,000.00	(13,256,829.00)	1,020,355,171.00	1,020,355,171.00				1,020,355,171.00	221,575,106.61	260,857,083.33	215,765,176.45	277,984,269.97	976,181,636.36	209,085,402.58	257,164,300.65	205,130,237.04	301,407,589.56	972,787,529.83	-	44,173,534.64	3,394,106.53		

LAND REGISTRATION AUTHORITY
Planning and Management
Division
Received by: MUS
Date: 23 FEB 2021
Time: 5:34

STATEMENT OF APPROPRIATIONS, ALLOTMENTS, OBLIGATIONS, DISBURSEMENTS AND BALANCES
As of the Quarter Ending December 2020

Department JUSTICE
Agency LAND REGISTRATION AUTHORITY
Operating Unit
Organization Code (UACS) 15 004 00 00 000
Funding Source Code (as clustered) : 101


X Current Year Appropriations
Supplemental Appropriations
Continuing Appropriations

Particulars	UACS CODE	Appropriations			Allotments				Current Year Obligations					Current Year Disbursements					Balances					
		Authorized Appropria-tion	Adjustments (Transfer (To)/From, Realignment)	Adjusted Appropria-tions	Allotments Received	Adjustme nts (Withdraw al, Realign-ment)	Transfer To	Transfer From	Adjusted Total Allotments	1st Quarter Ending March 31	2nd Quarter Ending June 30	3rd Quarter Ending Sept. 30	4th Quarter Ending Dec. 31	Total	1st Quarter Ending March 31	2nd Quarter Ending June 30	3rd Quarter Ending Sept. 30	4th Quarter Ending Dec. 31	Total	Unreleased Appropriations	Unobligated Allotment	Unpaid Obligations (15-20) = (23+24)		
																						Due and Demanda-ble	Not Yet Due and Demanda-ble	
1	2	3	4	5=(3+4)	6	7	8	9	10=[(6+7)-4+9]	11	12	13	14	15=[(11+12+13+14)]	16	17	18	19	20=[(16+17+18+19)]	21=[5-10]	22=[(10-15)]	23	24	
II. Automatic Appropriations																								
RLIP	50103010 00	18,620,842.00	1,274,829.00	19,895,671.00	19,895,671.00				19,895,671.00	18,994,340.72	901,729.33	(399.05)		19,895,671.00	12,697,129.91	901,729.33		6,296,811.76	19,895,671.00	-				
Sub-Total, Automatic Appropriations		18,620,842.00	1,274,829.00	19,895,671.00	19,895,671.00				19,895,671.00	18,994,340.72	901,729.33	(399.05)		19,895,671.00	12,697,129.91	901,729.33		6,296,811.76	19,895,671.00	-				
III. Special Purpose Fund (Please specify)																								
Pension Benefits	50104010 01		2,207,552.00	2,207,552.00	2,207,552.00				2,207,552.00	551,887.50	551,887.50	551,887.50	551,887.50	2,207,552.00	551,887.50	551,887.50	551,887.50	551,887.50	2,207,552.00	-		2.00		
TL(Terminal Leave)	50104030 01		10,710,288.00	10,710,288.00	10,710,288.00				10,710,288.00	4,699,125.54		5,348,255.87	662,901.10	10,710,288.51	2,500,976.59	2,190,148.95	3,541,642.10	2,469,514.87	10,710,282.51	-		5.49		
MPBF			73,125,317.00	73,125,317.00	73,125,317.00				73,125,317.00	1,670,102.73	12,421,680.83	6,440,448.43	52,590,751.98	73,122,983.97		11,470,837.83	9,061,394.16	52,590,751.98	73,122,983.97	-		2,333.03		
Sub-Total, Special Purpose Fund			86,043,157.00	86,043,157.00	86,043,157.00				86,043,157.00	6,921,115.77	12,973,568.33	12,340,591.80	53,805,540.58	86,040,816.48	3,052,864.09	14,220,874.28	13,154,923.76	55,612,154.35	86,040,816.48	-		2,340.52		
GRAND TOTAL		1,052,232,842.00	74,061,157.00	1,126,293,999.00	1,126,293,999.00				1,126,293,999.00	247,490,563.10	274,732,380.99	228,105,369.20	331,789,810.55	1,082,116,123.84	224,835,396.58	272,286,904.26	218,285,160.80	363,316,555.67	1,078,724,017.31	-		44,175,875.16	3,394,106.53	
PS				1,126,293,999.00	1,126,293,999.00				1,126,293,999.00	247,490,563.10	274,732,380.99	228,105,369.20	331,789,810.55	1,082,116,123.84	224,835,396.58	272,286,904.26	218,285,160.80	363,316,555.67	1,078,724,017.31	-		44,175,875.16	3,394,106.53	
MOOE																								
CO																								
Recapitulation by MFO:																								
MFO 1									709,143,207.89	158,177,187.03	203,498,072.02	154,850,683.76	192,617,143.49	709,143,086.30	152,522,920.01	202,315,951.75	147,496,474.15	204,207,437.78	706,542,783.69	-		121.58	2,610,302.61	


Certified Correct:


MA. TERESA P. YANCHA
Chief, Budget Division


Certified Correct:


JAIRUS M. CABUSI
Chief Accounting Division

Recommending Approval:


ARMANDO M. DE LEON
Director II, Financial Service

Approved By:


RENATO D. BERMEJO
Administrator