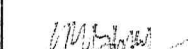





STATEMENT OF APPROPRIATIONS, ALLOTMENTS, OBLIGATIONS, DISBURSEMENTS AND BALANCES
As of the Quarter Ending December 2020

Department JUSTICE
Agency LAND REGISTRATION AUTHORITY
Operating Unit
Organization Code (UACS) 15 004 00 00 000
Funding Source Code (as clustered) : 151

X	Current Year Appropriations
	Supplemental Appropriations
	Continuing Appropriations

Particulars	UACS CODE	Appropriations			Allotments			Current Year Obligations					Current Year Disbursements					Balances						
		Authorized Appropriation	Adjustments (Transfer To/From, Realignment)	Adjusted Appropriations	Allotments Received	Adjustments (Withdrawal, Realignment)	Transfer To	Transfer From	Adjusted Total Allotments	1st Quarter Ending March 31	2nd Quarter Ending June 30	3rd Quarter Ending Sept. 30	4th Quarter Ending Dec. 31	Total	1st Quarter Ending March 31	2nd Quarter Ending June 30	3rd Quarter Ending Sept. 30	4th Quarter Ending Dec. 31	Total	Unreleased Appropriations	Unobligated Allotment	Unobligated Balances (15-20 + 23-24)		
		3	4	5=(3+4)	6	7	8	9	10=[(6+7)+8+9]	11	12	13	14	15=[(11+12+13+14)]	16	17	18	19	20=[(16+17+18+19)]	21=(5-10)	22=(10-15)	23	24	
A. PROGRAM - Automatic Appropriations	1 01 101																							
General Administration and Support	10 0000 00																							
General Administration and Supervision	100001000000																							
a. General Management and Supervision																								
MOOE		20,915,000.00	(4,470,697.00)	16,444,303.00	16,444,303.00				16,444,303.00	3,092,991.42	999,598.44	2,124,899.09	9,231,850.36	19,920,036.31	2,786,877.47	1,112,912.94	1,819,500.04		13,983,017.72		994,963.69	5,937,018.59		
PS																								
Support to Operations	2000000000																							
a. Statistical Services	2000100000																							
MOOE		303,000.00	(148,775.00)	154,225.00	154,225.00				154,225.00		11,950.00	9,000.00	77,483.41	98,433.41		11,950.00		53,940.00	65,890.00		55,791.59	32,543.41		
PS			148,775.00	148,775.00	148,775.00				148,775.00				148,775.00	148,775.00				148,775.00	148,775.00					
b. Information Systems Development and Maintenance	2000200000																							
MOOE		26,693,000.00	(13,135,775.00)	13,557,225.00	13,557,225.00				13,557,225.00				12,919,045.06	12,919,045.06				229,391.02	229,391.02		638,179.94	12,689,854.04		
PS			4,630,775.00	4,630,775.00	4,630,775.00				4,630,775.00				4,616,925.00	4,616,925.00				4,616,925.00	4,616,925.00		13,850.00			
CO		1,235,000.00		1,235,000.00	1,235,000.00				1,235,000.00				1,184,652.00	1,184,652.00							50,348.00		1,184,652.00	
c. Legal Services	2000300000																							
MOOE		6,281,000.00	(1,972,000.00)	4,309,000.00	4,309,000.00				4,309,000.00	25,496.00		95,930.31	3,800,369.30	3,921,795.61	16,996.00	8,500.00	41,430.29	146,248.19	213,174.48		387,204.39	3,708,621.13		
PS				180,000.00	180,000.00				180,000.00				180,000.00	180,000.00				180,000.00	180,000.00					
Operations	3000000000																							
MFO 1 - Land Registration Services	3010100000																							
1. Issuance of Registration Decrees and Certificates of Title																								
MOOE		115,026,000.00	(17,048,210.00)	97,977,790.00	97,977,790.00				97,977,790.00	13,968,317.57	15,274,535.81	25,722,548.12	41,523,509.99	96,488,911.49	10,742,046.47	14,735,591.30	21,508,653.90	38,997,785.64	85,904,077.31		1,488,878.51	10,504,834.18		
PS			10,586,210.00	10,586,210.00	10,586,210.00				10,586,210.00				10,491,998.00	10,491,998.00				10,491,998.00	10,491,998.00		94,212.00			
2. Registration of Voluntary and Involuntary Deeds and Instruments	3010200000																							
MOOE		354,315,000.00	(29,308,605.00)	325,006,395.00	325,006,395.00				325,006,395.00	274,403,116.23	3,712,416.84	6,377,812.57	40,006,880.55	324,500,328.19	2,269,356.09	42,821,357.17	44,621,663.17	65,385,759.47	155,090,135.90		506,066.81	13,160,745.59	156,241,446.70	
PS			17,308,605.00	17,308,605.00	17,308,605.00				17,308,605.00				17,308,605.00	17,308,605.00				17,308,605.00	17,308,605.00					
CO		3,286,000.00		3,286,000.00	3,286,000.00				3,286,000.00			2,588,000.40	350,000.00	2,938,000.40				2,588,000.40	2,588,000.40		347,999.60		350,000.00	
Sub-Total		523,533,000.00	(66,084,062.00)	457,448,938.00	457,448,938.00				457,448,938.00	291,489,923.22	19,998,501.09	34,330,190.09	107,559,238.67	453,377,853.07	15,815,276.03	58,690,311.41	67,991,247.40	108,606,154.59	251,102,989.43		4,071,084.93	46,033,416.94	156,241,446.70	
MOOE			37,325,062.00	37,325,062.00	37,325,062.00				37,325,062.00				37,217,000.00	37,217,000.00				37,217,000.00	37,217,000.00		108,062.00			
PS				4,521,000.00	4,521,000.00				4,521,000.00			2,588,000.40	1,534,652.00	4,122,652.40				2,588,000.40	2,588,000.40		398,347.60		1,534,652.00	
CO																								
GRAND TOTAL		528,054,000.00	(28,759,000.00)	499,295,000.00	499,295,000.00				499,295,000.00	291,489,923.22	19,998,501.09	36,918,190.49	146,310,899.67	494,717,505.47	15,815,276.03	58,690,311.41	67,991,247.40	148,411,154.99	290,907,989.83		4,577,494.53	46,033,416.94	157,776,098.70	
Recapitulation by MFO:																								
MFO 1		469,341,000.00		422,984,185.00	422,984,185.00				422,984,185.00	288,371,435.80	18,986,952.65	32,100,360.69	81,530,490.54	420,889,238.68	13,011,402.56	57,556,948.47	66,130,317.07	104,383,545.11	241,082,213.21		1,994,945.32	23,665,579.77	156,241,446.70	

Certified Correct:  MA. TERESA P. YANCHA Chief, Budget Division	Certified Correct:  JAIRUS M. CABUSI Chief Accounting Division	Recommending Approval:  ARMANDO M. DE LEON Director II, Financial Service	Approved By:  RENATO D. BERMEJO ADMINISTRATOR
--	---	---	--