

STATEMENT OF APPROPRIATIONS, ALLOTMENTS, OBLIGATIONS, DISBURSEMENTS AND BALANCES

As at the Quarter Ending March 31, 2023

Department : Department of Justice (DOJ)
 Agency/Entity : Land Registration Authority
 Operating Unit : < not applicable >
 Organization Code (UACS) : 15 004 0000000
 Fund Cluster : 01 Regular Agency Fund

X	Current Year Appropriations
	Supplemental Appropriations
	Continuing Appropriations

(e.g. UACS Fund Cluster: 01-Regular Agency Fund, 02-Foreign Assisted Projects Fund, 03-Special Account-Locally Funded/Domestic Grants Fund, and 04-Special Account-Foreign Assisted/Foreign Grants Fund)

Particulars	UACS CODE	Appropriations			Allotments			Current Year Obligations							Current Year Disbursements					Balances			
		Authorized Appropriations	Adjustments (Transfer To/From, Modifications/Augmentations)	Adjusted Appropriations	Allotments Received	Adjustments (Reductions, Modifications/Augmentations)	Transfer To	Transfer From	Adjusted Total Allotments	1st Quarter Ending March 31	2nd Quarter Ending June 30	3rd Quarter Ending September 30	4th Quarter Ending December 31	TOTAL	1st Quarter Ending March 31	2nd Quarter Ending June 30	3rd Quarter Ending September 30	4th Quarter Ending December 31	TOTAL	Unreleased Appropriations	Unobligated Allotments	Unpaid Obligations(15-20)=(23+24)	
																						Due and Demandable	Not Yet Due and Demandable
1	2	3	4	5=(3+4)	6	7	8	9	10=[(6+(-)-7)-8+9]	11	12	13	14	15=(11+12+13+14)	16	17	18	19	20=(16+17+18+19)	21	22	23	24
I. Agency Specific Budget		1,269,963,000.00	0.00	1,269,963,000.00	1,269,963,000.00	0.00	0.00	0.00	1,269,963,000.00	264,667,317.93	0.00	0.00	0.00	264,667,317.93	247,398,216.28	0.00	0.00	0.00	247,398,216.28	0.00	1,005,295,682.07	17,269,101.65	0.00
General Administration and Support	1000000000000000	147,223,000.00	0.00	147,223,000.00	147,223,000.00	0.00	0.00	0.00	147,223,000.00	28,405,451.28	0.00	0.00	0.00	28,405,451.28	24,727,917.52	0.00	0.00	0.00	24,727,917.52	0.00	118,817,548.72	3,677,533.76	0.00
General Management and Supervision	100000100001000	103,099,000.00	0.00	103,099,000.00	103,099,000.00	0.00	0.00	0.00	103,099,000.00	23,530,787.13	0.00	0.00	0.00	23,530,787.13	20,246,977.43	0.00	0.00	0.00	20,246,977.43	0.00	79,568,212.87	3,283,809.70	0.00
PS		103,099,000.00	0.00	103,099,000.00	103,099,000.00	0.00	0.00	0.00	103,099,000.00	23,530,787.13	0.00	0.00	0.00	23,530,787.13	20,246,977.43	0.00	0.00	0.00	20,246,977.43	0.00	79,568,212.87	3,283,809.70	0.00
Administration of Personnel Benefits	100000100002000	44,124,000.00	0.00	44,124,000.00	44,124,000.00	0.00	0.00	0.00	44,124,000.00	4,874,664.15	0.00	0.00	0.00	4,874,664.15	4,480,940.09	0.00	0.00	0.00	4,480,940.09	0.00	39,249,335.85	393,724.06	0.00
PS		44,124,000.00	0.00	44,124,000.00	44,124,000.00	0.00	0.00	0.00	44,124,000.00	4,874,664.15	0.00	0.00	0.00	4,874,664.15	4,480,940.09	0.00	0.00	0.00	4,480,940.09	0.00	39,249,335.85	393,724.06	0.00
Sub-Total, General Administration and Support		147,223,000.00	0.00	147,223,000.00	147,223,000.00	0.00	0.00	0.00	147,223,000.00	28,405,451.28	0.00	0.00	0.00	28,405,451.28	24,727,917.52	0.00	0.00	0.00	24,727,917.52	0.00	118,817,548.72	3,677,533.76	0.00
PS		147,223,000.00	0.00	147,223,000.00	147,223,000.00	0.00	0.00	0.00	147,223,000.00	28,405,451.28	0.00	0.00	0.00	28,405,451.28	24,727,917.52	0.00	0.00	0.00	24,727,917.52	0.00	118,817,548.72	3,677,533.76	0.00
MOOE		0.00	0.00	0.00	0.00	0.00	0.00	0.00	0.00	0.00	0.00	0.00	0.00	0.00	0.00	0.00	0.00	0.00	0.00	0.00	0.00	0.00	0.00
FinEx (if Applicable)		0.00	0.00	0.00	0.00	0.00	0.00	0.00	0.00	0.00	0.00	0.00	0.00	0.00	0.00	0.00	0.00	0.00	0.00	0.00	0.00	0.00	0.00
CO		0.00	0.00	0.00	0.00	0.00	0.00	0.00	0.00	0.00	0.00	0.00	0.00	0.00	0.00	0.00	0.00	0.00	0.00	0.00	0.00	0.00	0.00
Support to Operations	2000000000000000	47,952,000.00	0.00	47,952,000.00	47,952,000.00	0.00	0.00	0.00	47,952,000.00	11,321,111.40	0.00	0.00	0.00	11,321,111.40	11,221,778.86	0.00	0.00	0.00	11,221,778.86	0.00	36,630,888.60	99,332.54	0.00
Statistical Services	200000100001000	8,464,000.00	0.00	8,464,000.00	8,464,000.00	0.00	0.00	0.00	8,464,000.00	387,362.71	0.00	0.00	0.00	387,362.71	384,199.85	0.00	0.00	0.00	384,199.85	0.00	8,076,637.29	3,162.86	0.00
PS		8,464,000.00	0.00	8,464,000.00	8,464,000.00	0.00	0.00	0.00	8,464,000.00	387,362.71	0.00	0.00	0.00	387,362.71	384,199.85	0.00	0.00	0.00	384,199.85	0.00	8,076,637.29	3,162.86	0.00
Information Systems Development and Maintenance	200000100002000	15,338,000.00	0.00	15,338,000.00	15,338,000.00	0.00	0.00	0.00	15,338,000.00	3,142,371.28	0.00	0.00	0.00	3,142,371.28	3,116,625.28	0.00	0.00	0.00	3,116,625.28	0.00	12,195,628.72	25,746.00	0.00
PS		15,338,000.00	0.00	15,338,000.00	15,338,000.00	0.00	0.00	0.00	15,338,000.00	3,142,371.28	0.00	0.00	0.00	3,142,371.28	3,116,625.28	0.00	0.00	0.00	3,116,625.28	0.00	12,195,628.72	25,746.00	0.00
Legal Services	200000100003000	24,150,000.00	0.00	24,150,000.00	24,150,000.00	0.00	0.00	0.00	24,150,000.00	7,791,377.41	0.00	0.00	0.00	7,791,377.41	7,720,953.73	0.00	0.00	0.00	7,720,953.73	0.00	16,358,622.59	70,423.68	0.00
PS		24,150,000.00	0.00	24,150,000.00	24,150,000.00	0.00	0.00	0.00	24,150,000.00	7,791,377.41	0.00	0.00	0.00	7,791,377.41	7,720,953.73	0.00	0.00	0.00	7,720,953.73	0.00	16,358,622.59	70,423.68	0.00
Sub-Total, Support to Operations		47,952,000.00	0.00	47,952,000.00	47,952,000.00	0.00	0.00	0.00	47,952,000.00	11,321,111.40	0.00	0.00	0.00	11,321,111.40	11,221,778.86	0.00	0.00	0.00	11,221,778.86	0.00	36,630,888.60	99,332.54	0.00
PS		47,952,000.00	0.00	47,952,000.00	47,952,000.00	0.00	0.00	0.00	47,952,000.00	11,321,111.40	0.00	0.00	0.00	11,321,111.40	11,221,778.86	0.00	0.00	0.00	11,221,778.86	0.00	36,630,888.60	99,332.54	0.00
MOOE		0.00	0.00	0.00	0.00	0.00	0.00	0.00	0.00	0.00	0.00	0.00	0.00	0.00	0.00	0.00	0.00	0.00	0.00	0.00	0.00	0.00	0.00
FinEx (if Applicable)		0.00	0.00	0.00	0.00	0.00	0.00	0.00	0.00	0.00	0.00	0.00	0.00	0.00	0.00	0.00	0.00	0.00	0.00	0.00	0.00	0.00	0.00
CO		0.00	0.00	0.00	0.00	0.00	0.00	0.00	0.00	0.00	0.00	0.00	0.00	0.00	0.00	0.00	0.00	0.00	0.00	0.00	0.00	0.00	0.00
Operations	3000000000000000	1,074,788,000.00	0.00	1,074,788,000.00	1,074,788,000.00	0.00	0.00	0.00	1,074,788,000.00	224,940,755.25	0.00	0.00	0.00	224,940,755.25	211,448,519.90	0.00	0.00	0.00	211,448,519.90	0.00	849,847,244.75	13,492,235.35	0.00
OO : Land Registration Services Effectively Delivered		1,074,788,000.00	0.00	1,074,788,000.00	1,074,788,000.00	0.00	0.00	0.00	1,074,788,000.00	224,940,755.25	0.00	0.00	0.00	224,940,755.25	211,448,519.90	0.00	0.00	0.00	211,448,519.90	0.00	849,847,244.75	13,492,235.35	0.00
LAND TITLING AND REGISTRATION PROGRAM		1,074,788,000.00	0.00	1,074,788,000.00	1,074,788,000.00	0.00	0.00	0.00	1,074,788,000.00	224,940,755.25	0.00	0.00	0.00	224,940,755.25	211,448,519.90	0.00	0.00	0.00	211,448,519.90	0.00	849,847,244.75	13,492,235.35	0.00
Issuance of Registration Decees and Certificates of Title	310100100001000	329,011,000.00	0.00	329,011,000.00	329,011,000.00	0.00	0.00	0.00	329,011,000.00	67,818,483.77	0.00	0.00	0.00	67,818,483.77	66,888,200.23	0.00	0.00	0.00	66,888,200.23	0.00	261,192,516.23	930,283.54	0.00
PS		329,011,000.00	0.00	329,011,000.00	329,011,000.00	0.00	0.00	0.00	329,011,000.00	67,818,483.77	0.00	0.00	0.00	67,818,483.77	66,888,200.23	0.00	0.00	0.00	66,888,200.23	0.00	261,192,516.23	930,283.54	0.00
Registration of Voluntary and Involuntary Deeds / Instruments	310100100002000	564,000,000.00	0.00	564,000,000.00	564,000,000.00	0.00	0.00	0.00	564,000,000.00	130,376,848.72	0.00	0.00	0.00	130,376,848.72	118,128,624.39	0.00	0.00	0.00	118,128,624.39	0.00	433,623,151.28	12,248,224.33	0.00
PS		564,000,000.00	0.00	564,000,000.00	564,000,000.00	0.00	0.00	0.00	564,000,000.00	130,376,848.72	0.00	0.00	0.00	130,376,848.72	118,128,624.39	0.00	0.00	0.00	118,128,624.39	0.00	433,623,151.28	12,248,224.33	0.00
Registration of CLOAs and Other Land Patents Pursuant to the Comprehensive Agrarian Reform Program	310100100003000	181,777,000.00	0.00	181,777,000.00	181,777,000.00	0.00	0.00	0.00	181,777,000.00	26,745,422.76	0.00	0.00	0.00	26,745,422.76	26,431,695.28	0.00	0.00	0.00	26,431,695.28	0.00	155,031,577.24	313,727.48	0.00
PS		89,647,000.00	0.00	89,647,000.00	89,647,000.00	0.00	0.00	0.00	89,647,000.00	20,038,039.64	0.00	0.00	0.00	20,038,039.64	19,737,287.41	0.00	0.00	0.00	19,737,287.41	0.00	69,608,960.36	300,752.23	0.00
MOOE		92,130,000.00	0.00	92,130,000.00	92,130,000.00	0.00	0.00	0.00	92,130,000.00	6,707,383.12	0.00	0.00	0.00	6,707,383.12	6,694,407.87	0.00	0.00	0.00	6,694,407.87	0.00	85,422,616.88	12,975.25	0.00
Sub-Total, Operations		1,074,788,000.00	0.00	1,074,788,000.00	1,074,788,000.00	0.00	0.00	0.00	1,074,788,000.00	224,940,755.25	0.00	0.00	0.00	224,940,755.25	211,448,519.90	0.00	0.00	0.00	211,448,519.90	0.00	849,847,244.75	13,492,235.35	0.00

Department : Department of Justice (DOJ)
 Agency/Entity : Land Registration Authority
 Operating Unit : < not applicable >
 Organization Code (UACS) : 15 004 0000000
 Fund Cluster : 01 Regular Agency Fund

X	Current Year Appropriations
	Supplemental Appropriations
	Continuing Appropriations


(e.g. Regular Agency Fund, 02-Foreign Assisted Projects Fund, 03-Special Account-Locally Funded/Domestic Grants Fund, and 04-Special Account-Foreign Assisted/Foreign Grants Fund)

Particulars	UACS CODE	Appropriations		Allotments					Current Year Obligations					Current Year Disbursements					Balances				
		Authorized Appropriations	Adjustments (Transfer To/From, Modifications/Augmentations)	Adjusted Appropriations	Allotments Received	Adjustments (Reductions, Modifications/Augmentations)	Transfer To	Transfer From	Adjusted Total Allotments	1st Quarter Ending March 31	2nd Quarter Ending June 30	3rd Quarter Ending September 30	4th Quarter Ending December 31	TOTAL	1st Quarter Ending March 31	2nd Quarter Ending June 30	3rd Quarter Ending September 30	4th Quarter Ending December 31	TOTAL	Unreleased Appropriations	Unobligated Allotments	Unpaid Obligations(15-20)=(23+24)	
																						Due and Demandable	Not yet Due and Demandable
1	2	3	4	5=(3+4)	6	7	8	9	10=[(6+(-7))-8+9]	11	12	13	14	15=[(11+12+13+14)]	16	17	18	19	20=[(16+17+18+19)]	21	22	23	24
PS		982,658,000.00	0.00	982,658,000.00	982,658,000.00	0.00	0.00	0.00	982,658,000.00	218,233,372.13	0.00	0.00	0.00	218,233,372.13	204,754,112.03	0.00	0.00	0.00	204,754,112.03	0.00	764,424,627.87	13,479,260.10	0.00
MOOE		92,130,000.00	0.00	92,130,000.00	92,130,000.00	0.00	0.00	0.00	92,130,000.00	6,707,383.12	0.00	0.00	0.00	6,707,383.12	6,694,407.87	0.00	0.00	0.00	6,694,407.87	0.00	85,422,616.88	12,975.25	0.00
FinEx (if Applicable)		0.00	0.00	0.00	0.00	0.00	0.00	0.00	0.00	0.00	0.00	0.00	0.00	0.00	0.00	0.00	0.00	0.00	0.00	0.00	0.00	0.00	0.00
CO		0.00	0.00	0.00	0.00	0.00	0.00	0.00	0.00	0.00	0.00	0.00	0.00	0.00	0.00	0.00	0.00	0.00	0.00	0.00	0.00	0.00	0.00
Sub-Total, I. Agency Specific Budget		1,269,963,000.00	0.00	1,269,963,000.00	1,269,963,000.00	0.00	0.00	0.00	1,269,963,000.00	264,667,317.93	0.00	0.00	0.00	264,667,317.93	247,398,216.28	0.00	0.00	0.00	247,398,216.28	0.00	1,005,295,682.07	17,269,101.65	0.00
PS		1,177,833,000.00	0.00	1,177,833,000.00	1,177,833,000.00	0.00	0.00	0.00	1,177,833,000.00	257,959,934.81	0.00	0.00	0.00	257,959,934.81	240,703,808.41	0.00	0.00	0.00	240,703,808.41	0.00	919,873,065.19	17,256,126.40	0.00
MOOE		92,130,000.00	0.00	92,130,000.00	92,130,000.00	0.00	0.00	0.00	92,130,000.00	6,707,383.12	0.00	0.00	0.00	6,707,383.12	6,694,407.87	0.00	0.00	0.00	6,694,407.87	0.00	85,422,616.88	12,975.25	0.00
FinEx (if Applicable)		0.00	0.00	0.00	0.00	0.00	0.00	0.00	0.00	0.00	0.00	0.00	0.00	0.00	0.00	0.00	0.00	0.00	0.00	0.00	0.00	0.00	0.00
CO		0.00	0.00	0.00	0.00	0.00	0.00	0.00	0.00	0.00	0.00	0.00	0.00	0.00	0.00	0.00	0.00	0.00	0.00	0.00	0.00	0.00	0.00
II. Automatic Appropriations		92,794,000.00	0.00	92,794,000.00	92,794,000.00	0.00	0.00	0.00	92,794,000.00	22,572,207.16	0.00	0.00	0.00	22,572,207.16	14,958,637.42	0.00	0.00	0.00	14,958,637.42	0.00	70,221,792.84	7,613,569.74	0.00
Specific Budgets of National Government Agencies		92,794,000.00	0.00	92,794,000.00	92,794,000.00	0.00	0.00	0.00	92,794,000.00	22,572,207.16	0.00	0.00	0.00	22,572,207.16	14,958,637.42	0.00	0.00	0.00	14,958,637.42	0.00	70,221,792.84	7,613,569.74	0.00
Retirement and Life Insurance Premiums		92,794,000.00	0.00	92,794,000.00	92,794,000.00	0.00	0.00	0.00	92,794,000.00	22,572,207.16	0.00	0.00	0.00	22,572,207.16	14,958,637.42	0.00	0.00	0.00	14,958,637.42	0.00	70,221,792.84	7,613,569.74	0.00
PS		92,794,000.00	0.00	92,794,000.00	92,794,000.00	0.00	0.00	0.00	92,794,000.00	22,572,207.16	0.00	0.00	0.00	22,572,207.16	14,958,637.42	0.00	0.00	0.00	14,958,637.42	0.00	70,221,792.84	7,613,569.74	0.00
Sub-total II. Automatic Appropriations		92,794,000.00	0.00	92,794,000.00	92,794,000.00	0.00	0.00	0.00	92,794,000.00	22,572,207.16	0.00	0.00	0.00	22,572,207.16	14,958,637.42	0.00	0.00	0.00	14,958,637.42	0.00	70,221,792.84	7,613,569.74	0.00
PS		92,794,000.00	0.00	92,794,000.00	92,794,000.00	0.00	0.00	0.00	92,794,000.00	22,572,207.16	0.00	0.00	0.00	22,572,207.16	14,958,637.42	0.00	0.00	0.00	14,958,637.42	0.00	70,221,792.84	7,613,569.74	0.00
MOOE		0.00	0.00	0.00	0.00	0.00	0.00	0.00	0.00	0.00	0.00	0.00	0.00	0.00	0.00	0.00	0.00	0.00	0.00	0.00	0.00	0.00	0.00
FinEx		0.00	0.00	0.00	0.00	0.00	0.00	0.00	0.00	0.00	0.00	0.00	0.00	0.00	0.00	0.00	0.00	0.00	0.00	0.00	0.00	0.00	0.00
CO		0.00	0.00	0.00	0.00	0.00	0.00	0.00	0.00	0.00	0.00	0.00	0.00	0.00	0.00	0.00	0.00	0.00	0.00	0.00	0.00	0.00	0.00
III. Special Purpose Fund		0.00	15,056,146.00	15,056,146.00	0.00	15,056,146.00	0.00	0.00	15,056,146.00	14,688,216.74	0.00	0.00	0.00	14,688,216.74	14,504,254.24	0.00	0.00	0.00	14,504,254.24	0.00	367,929.26	183,962.50	0.00
Pension and Gratuity Fund		0.00	15,056,146.00	15,056,146.00	0.00	15,056,146.00	0.00	0.00	15,056,146.00	14,688,216.74	0.00	0.00	0.00	14,688,216.74	14,504,254.24	0.00	0.00	0.00	14,504,254.24	0.00	367,929.26	183,962.50	0.00
PS		0.00	15,056,146.00	15,056,146.00	0.00	15,056,146.00	0.00	0.00	15,056,146.00	14,688,216.74	0.00	0.00	0.00	14,688,216.74	14,504,254.24	0.00	0.00	0.00	14,504,254.24	0.00	367,929.26	183,962.50	0.00
Sub-Total III. Special Purpose Fund		0.00	15,056,146.00	15,056,146.00	0.00	15,056,146.00	0.00	0.00	15,056,146.00	14,688,216.74	0.00	0.00	0.00	14,688,216.74	14,504,254.24	0.00	0.00	0.00	14,504,254.24	0.00	367,929.26	183,962.50	0.00
PS		0.00	15,056,146.00	15,056,146.00	0.00	15,056,146.00	0.00	0.00	15,056,146.00	14,688,216.74	0.00	0.00	0.00	14,688,216.74	14,504,254.24	0.00	0.00	0.00	14,504,254.24	0.00	367,929.26	183,962.50	0.00
MOOE		0.00	0.00	0.00	0.00	0.00	0.00	0.00	0.00	0.00	0.00	0.00	0.00	0.00	0.00	0.00	0.00	0.00	0.00	0.00	0.00	0.00	0.00
FinEx		0.00	0.00	0.00	0.00	0.00	0.00	0.00	0.00	0.00	0.00	0.00	0.00	0.00	0.00	0.00	0.00	0.00	0.00	0.00	0.00	0.00	0.00
CO		0.00	0.00	0.00	0.00	0.00	0.00	0.00	0.00	0.00	0.00	0.00	0.00	0.00	0.00	0.00	0.00	0.00	0.00	0.00	0.00	0.00	0.00
IV. Reversion of the Unobligated Allotments charged against R.A. Nos. 11465 and 11494		0.00	0.00	0.00	0.00	0.00	0.00	0.00	0.00	0.00	0.00	0.00	0.00	0.00	0.00	0.00	0.00	0.00	0.00	0.00	0.00	0.00	0.00
GRAND TOTAL		1,362,757,000.00	15,056,146.00	1,377,813,146.00	1,362,757,000.00	15,056,146.00	0.00	0.00	1,377,813,146.00	301,927,741.83	0.00	0.00	0.00	301,927,741.83	276,861,107.94	0.00	0.00	0.00	276,861,107.94	0.00	1,075,885,404.17	25,066,633.89	0.00
PS		1,270,627,000.00	15,056,146.00	1,285,683,146.00	1,270,627,000.00	15,056,146.00	0.00	0.00	1,285,683,146.00	295,220,358.71	0.00	0.00	0.00	295,220,358.71	270,166,700.07	0.00	0.00	0.00	270,166,700.07	0.00	990,462,787.29	25,053,658.64	0.00
MOOE		92,130,000.00	0.00	92,130,000.00	92,130,000.00	0.00	0.00	0.00	92,130,000.00	6,707,383.12	0.00	0.00	0.00	6,707,383.12	6,694,407.87	0.00	0.00	0.00	6,694,407.87	0.00	85,422,616.88	12,975.25	0.00
Recapitulation by OO:																							
I. Agency Specific Budget		1,074,788,000.00	0.00	1,074,788,000.00	1,074,788,000.00	0.00	0.00	0.00	1,074,788,000.00	224,940,755.25	0.00	0.00	0.00	224,940,755.25	211,448,519.90	0.00	0.00	0.00	211,448,519.90	0.00	849,847,244.75	13,492,235.35	0.00
LAND TITLING AND REGISTRATION PROGRAM		1,074,788,000.00	0.00	1,074,788,000.00	1,074,788,000.00	0.00	0.00	0.00	1,074,788,000.00	224,940,755.25	0.00	0.00	0.00	224,940,755.25	211,448,519.90	0.00	0.00	0.00	211,448,519.90	0.00	849,847,244.75	13,492,235.35	0.00


Certified Correct:


 MA. TERESA P. YANCHA
 Chief, Budget Division
 Date: _____

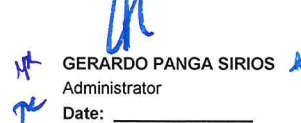
Certified Correct:


 JAIRUS M. CABUSI
 Chief Accountant
 Date: _____

Recommending Approval:


 ARMANDO M. DE LEON
 Director II, Financial Service
 Date: _____

Approved By:


 GERARDO PANGA SIRIOS
 Administrator
 Date: _____