


## QUARTERLY PHYSICAL REPORT OF OPERATION As of June 30, 2023

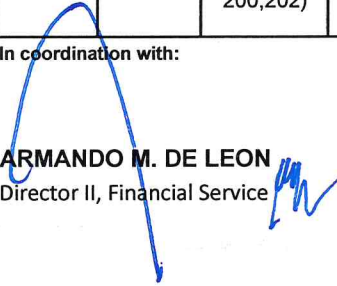
**Department:** Department of Justice (DOJ)  
**Agency :** Land Registration Authority  
**Organization Code (UACS) :** 15 004 0000000

Particulars	UACS CODE	Physical Target (Budget Year)					Physical Accomplishment (Budget Year)					Variance	Remarks
		1st Quarter	2nd Quarter	3rd Quarter	4th Quarter	Total	1st Quarter	2nd Quarter	3rd Quarter	4th Quarter	Total		
1	2	3	4	5	6	7	8	9	10	11	12	13	14
LAND TITLING AND REGISTRATION PROGRAM	3101000000000000												
OO : Land Registration Services Effectively Delivered													
<b>Outcome Indicators</b>													
1. Percentage of titles issued and deeds annotated without errors		99.85%	99.85%	99.85%	99.85%	99.85%	99.74% (472,822 / 474,073 )	99.70% (412,430 / 413,682)			99.72% (885,252 / 887,755)	-0.13	
2. Percentage of clients satisfied with agency services		73.59%	73.59%	73.59%	73.59%	73.59%	79.777%	77.12%			77.58%	3.99	
<b>Output Indicators</b>													
1. Percentage of titles issued 20 days after submission of complete documents		92.28%	92.28%	92.28%	92.28%	92.28%	94.62% (259,138 / 273,871)	95.79% ( 230,068 / 240,180)			95.17% (489,206 / 514,051)	2.89	
2. Percentage of deeds annotated 20 days after submission of complete documents		93.29%	93.29%	93.29%	93.29%	93.29%	93.15% (186,493/ 200,202)	94.18% (163,408 / 173,502 )			93.63% (349,901 / 373,704)	0.34	


Prepared By:

  
**FOR: GLENN VALERIE A. ANTONIO**  
 Acting Chief, Statistical Section

In coordination with:

  
**ARMANDO M. DE LEON**  
 Director II, Financial Service

Approved By:

  
**GERARDO PANGA SIRIOS**  
 Administrator

STATEMENT OF APPROPRIATIONS, ALLOTMENTS, OBLIGATIONS, DISBURSEMENTS AND BALANCES

As at the Quarter Ending June 30, 2023

Department : Department of Justice (DOJ)  
 Agency/Entity : Land Registration Authority  
 Operating Unit : < not applicable >  
 Organization Code (UACS) : 15 004 0000000  
 Fund Cluster : 01 - Regular Agency Fund

X Current Year Appropriations  
 Supplemental Appropriations  
 Continuing Appropriations

(e.g. UACS Fund Cluster: 01-Regular Agency Fund, 02-Foreign Assisted Projects Fund, 03-Special Account-Locally Funded/Domestic Grants Fund, and 04-Special Account-Foreign Assisted/Foreign Grants Fund)

Particulars	UACS CODE	Appropriations			Allotments				Current Year Obligations					Current Year Disbursements					Balances				
		Authorized Appropriations	Adjustments (Transfer To/From, Modifications/Augmentations)	Adjusted Appropriations	Allotments Received	Adjustments (Reductions, Modifications/Augmentations)	Transfer To	Transfer From	Adjusted Total Allotments	1st Quarter Ending March 31	2nd Quarter Ending June 30	3rd Quarter Ending September 30	4th Quarter Ending December 31	Total	1st Quarter Ending March 31	2nd Quarter Ending June 30	3rd Quarter Ending September 30	4th Quarter Ending December 31	Total	Unreleased Appropriations	Unobligated Allotments	Unpaid Obligations(15-20)=(23+24)	
		3	4	5=(3+4)	6	7	8	9	10=[(6+7)+8+9]	11	12	13	14	15=(11+12+13+14)	16	17	18	19	20=(16+17+18+19)	21	22	23	24
I. Agency Specific Budget		1,269,963,000.00	0.00	1,269,963,000.00	1,269,963,000.00	0.00	0.00	0.00	1,269,963,000.00	264,667,317.93	326,709,833.66	0.00	0.00	591,377,151.59	247,398,216.28	334,829,939.55	0.00	0.00	582,228,155.83	0.00	678,585,848.41	9,148,995.76	0.00
General Administration and Support	1000000000000000	147,223,000.00	0.00	147,223,000.00	147,223,000.00	0.00	0.00	0.00	147,223,000.00	28,405,451.28	32,214,225.95	0.00	0.00	60,619,677.23	24,727,917.52	28,153,169.04	0.00	0.00	52,881,086.56	0.00	86,603,322.77	7,738,590.67	0.00
General Management and Supervision	100000100001000	103,099,000.00	0.00	103,099,000.00	103,099,000.00	0.00	0.00	0.00	103,099,000.00	23,530,787.13	19,360,514.06	0.00	0.00	42,891,301.19	20,246,977.43	22,597,223.76	0.00	0.00	42,844,201.19	0.00	60,207,698.81	47,100.00	0.00
PS		103,099,000.00	0.00	103,099,000.00	103,099,000.00	0.00	0.00	0.00	103,099,000.00	23,530,787.13	19,360,514.06	0.00	0.00	42,891,301.19	20,246,977.43	22,597,223.76	0.00	0.00	42,844,201.19	0.00	60,207,698.81	47,100.00	0.00
Administration of Personnel Benefits	100000100002000	44,124,000.00	0.00	44,124,000.00	44,124,000.00	0.00	0.00	0.00	44,124,000.00	4,874,664.15	12,853,711.89	0.00	0.00	17,728,376.04	4,480,940.09	5,555,945.28	0.00	0.00	10,036,885.37	0.00	26,395,623.96	7,691,490.67	0.00
PS		44,124,000.00	0.00	44,124,000.00	44,124,000.00	0.00	0.00	0.00	44,124,000.00	4,874,664.15	12,853,711.89	0.00	0.00	17,728,376.04	4,480,940.09	5,555,945.28	0.00	0.00	10,036,885.37	0.00	26,395,623.96	7,691,490.67	0.00
Sub-Total, General Administration and Support		147,223,000.00	0.00	147,223,000.00	147,223,000.00	0.00	0.00	0.00	147,223,000.00	28,405,451.28	32,214,225.95	0.00	0.00	60,619,677.23	24,727,917.52	28,153,169.04	0.00	0.00	52,881,086.56	0.00	86,603,322.77	7,738,590.67	0.00
PS		147,223,000.00	0.00	147,223,000.00	147,223,000.00	0.00	0.00	0.00	147,223,000.00	28,405,451.28	32,214,225.95	0.00	0.00	60,619,677.23	24,727,917.52	28,153,169.04	0.00	0.00	52,881,086.56	0.00	86,603,322.77	7,738,590.67	0.00
MOOE		0.00	0.00	0.00	0.00	0.00	0.00	0.00	0.00	0.00	0.00	0.00	0.00	0.00	0.00	0.00	0.00	0.00	0.00	0.00	0.00	0.00	0.00
FinEx (if Applicable)		0.00	0.00	0.00	0.00	0.00	0.00	0.00	0.00	0.00	0.00	0.00	0.00	0.00	0.00	0.00	0.00	0.00	0.00	0.00	0.00	0.00	0.00
CO		0.00	0.00	0.00	0.00	0.00	0.00	0.00	0.00	0.00	0.00	0.00	0.00	0.00	0.00	0.00	0.00	0.00	0.00	0.00	0.00	0.00	0.00
Support to Operations	2000000000000000	47,952,000.00	0.00	47,952,000.00	47,952,000.00	0.00	0.00	0.00	47,952,000.00	11,321,111.40	14,131,193.28	0.00	0.00	25,452,304.68	11,221,778.86	14,203,125.82	0.00	0.00	25,424,904.68	0.00	22,499,695.32	27,400.00	0.00
Statistical Services	200000100001000	8,464,000.00	0.00	8,464,000.00	8,464,000.00	0.00	0.00	0.00	8,464,000.00	387,362.71	553,375.76	0.00	0.00	940,738.47	384,199.85	555,238.62	0.00	0.00	939,438.47	0.00	7,523,261.53	1,300.00	0.00
PS		8,464,000.00	0.00	8,464,000.00	8,464,000.00	0.00	0.00	0.00	8,464,000.00	387,362.71	553,375.76	0.00	0.00	940,738.47	384,199.85	555,238.62	0.00	0.00	939,438.47	0.00	7,523,261.53	1,300.00	0.00
Information Systems Development and Maintenance	200000100002000	15,338,000.00	0.00	15,338,000.00	15,338,000.00	0.00	0.00	0.00	15,338,000.00	3,142,371.28	3,979,843.22	0.00	0.00	7,122,214.50	3,116,625.28	3,999,389.22	0.00	0.00	7,116,014.50	0.00	8,215,785.50	6,200.00	0.00
PS		15,338,000.00	0.00	15,338,000.00	15,338,000.00	0.00	0.00	0.00	15,338,000.00	3,142,371.28	3,979,843.22	0.00	0.00	7,122,214.50	3,116,625.28	3,999,389.22	0.00	0.00	7,116,014.50	0.00	8,215,785.50	6,200.00	0.00
Legal Services	200000100003000	24,150,000.00	0.00	24,150,000.00	24,150,000.00	0.00	0.00	0.00	24,150,000.00	7,791,377.41	9,597,974.30	0.00	0.00	17,389,351.71	7,720,953.73	9,648,497.98	0.00	0.00	17,369,451.71	0.00	6,760,648.29	19,900.00	0.00
PS		24,150,000.00	0.00	24,150,000.00	24,150,000.00	0.00	0.00	0.00	24,150,000.00	7,791,377.41	9,597,974.30	0.00	0.00	17,389,351.71	7,720,953.73	9,648,497.98	0.00	0.00	17,369,451.71	0.00	6,760,648.29	19,900.00	0.00
Sub-Total, Support to Operations		47,952,000.00	0.00	47,952,000.00	47,952,000.00	0.00	0.00	0.00	47,952,000.00	11,321,111.40	14,131,193.28	0.00	0.00	25,452,304.68	11,221,778.86	14,203,125.82	0.00	0.00	25,424,904.68	0.00	22,499,695.32	27,400.00	0.00
PS		47,952,000.00	0.00	47,952,000.00	47,952,000.00	0.00	0.00	0.00	47,952,000.00	11,321,111.40	14,131,193.28	0.00	0.00	25,452,304.68	11,221,778.86	14,203,125.82	0.00	0.00	25,424,904.68	0.00	22,499,695.32	27,400.00	0.00
MOOE		0.00	0.00	0.00	0.00	0.00	0.00	0.00	0.00	0.00	0.00	0.00	0.00	0.00	0.00	0.00	0.00	0.00	0.00	0.00	0.00	0.00	0.00
FinEx (if Applicable)		0.00	0.00	0.00	0.00	0.00	0.00	0.00	0.00	0.00	0.00	0.00	0.00	0.00	0.00	0.00	0.00	0.00	0.00	0.00	0.00	0.00	0.00
CO		0.00	0.00	0.00	0.00	0.00	0.00	0.00	0.00	0.00	0.00	0.00	0.00	0.00	0.00	0.00	0.00	0.00	0.00	0.00	0.00	0.00	0.00
Operations	3000000000000000	1,074,788,000.00	0.00	1,074,788,000.00	1,074,788,000.00	0.00	0.00	0.00	1,074,788,000.00	224,940,755.25	280,364,414.43	0.00	0.00	505,305,169.68	211,448,519.90	292,473,644.69	0.00	0.00	503,922,164.59	0.00	569,482,830.32	1,383,005.09	0.00
OO : Land Registration Services Effectively Delivered		1,074,788,000.00	0.00	1,074,788,000.00	1,074,788,000.00	0.00	0.00	0.00	1,074,788,000.00	224,940,755.25	280,364,414.43	0.00	0.00	505,305,169.68	211,448,519.90	292,473,644.69	0.00	0.00	503,922,164.59	0.00	569,482,830.32	1,383,005.09	0.00
LAND TITLING AND REGISTRATION PROGRAM		1,074,788,000.00	0.00	1,074,788,000.00	1,074,788,000.00	0.00	0.00	0.00	1,074,788,000.00	224,940,755.25	280,364,414.43	0.00	0.00	505,305,169.68	211,448,519.90	292,473,644.69	0.00	0.00	503,922,164.59	0.00	569,482,830.32	1,383,005.09	0.00
Issuance of Registration Decrees and Certificates of Title	310100100001000	329,011,000.00	0.00	329,011,000.00	329,011,000.00	0.00	0.00	0.00	329,011,000.00	67,818,483.77	87,726,510.99	0.00	0.00	155,544,994.76	66,888,200.23	88,049,894.53	0.00	0.00	154,938,094.76	0.00	173,466,005.24	606,900.00	0.00
PS		329,011,000.00	0.00	329,011,000.00	329,011,000.00	0.00	0.00	0.00	329,011,000.00	67,818,483.77	87,726,510.99	0.00	0.00	155,544,994.76	66,888,200.23	88,049,894.53	0.00	0.00	154,938,094.76	0.00	173,466,005.24	606,900.00	0.00
Registration of Voluntary and Involuntary Deeds / Instruments	310100100002000	564,000,000.00	0.00	564,000,000.00	564,000,000.00	0.00	0.00	0.00	564,000,000.00	130,376,848.72	161,219,481.61	0.00	0.00	291,596,330.33	118,128,624.39	172,905,094.85	0.00	0.00	291,033,719.24	0.00	272,403,669.67	562,611.09	0.00
PS		564,000,000.00	0.00	564,000,000.00	564,000,000.00	0.00	0.00	0.00	564,000,000.00	130,376,848.72	161,219,481.61	0.00	0.00	291,596,330.33	118,128,624.39	172,905,094.85	0.00	0.00	291,033,719.24	0.00	272,403,669.67	562,611.09	0.00
Registration of CLOAs and Other Land Patents Pursuant to the Comprehensive Agrarian Reform Program	310100100003000	181,777,000.00	0.00	181,777,000.00	181,777,000.00	0.00	0.00	0.00	181,777,000.00	26,745,422.76	31,418,421.83	0.00	0.00	58,163,844.59	26,431,695.28	31,518,655.31	0.00	0.00	57,950,350.59	0.00	123,613,155.41	213,494.00	0.00
PS		181,777,000.00	0.00	181,777,000.00	181,777,000.00	0.00	0.00	0.00	181,777,000.00	26,745,422.76	31,418,421.83	0.00	0.00	58,163,844.59	26,431,695.28	31,518,655.31	0.00	0.00	57,950,350.59	0.00	123,613,155.41	213,494.00	0.00
MOOE		89,647,000.00	0.00	89,647,000.00	89,647,000.00	0.00	0.00	0.00	89,647,000.00	20,038,039.64	23,762,774.41	0.00	0.00	43,800,814.05	19,737,287.41	24,034,847.45	0.00	0.00	43,772,134.86	0.00	45,846,185.95	28,679.19	0.00
Sub-Total, Operations		1,074,788,000.00	0.00	1,074,788,000.00	1,074,788,000.00	0.00	0.00	0.00	1,074,788,000.00	224,940,755.25	280,364,414.43	0.00	0.00	505,305,169.68	211,448,519.90	292,473,644.69	0.00						



Department : Department of Justice (DOJ)  
 Agency/Entity : Land Registration Authority  
 Operating Unit : < not applicable >  
 Organization Code (UACS) : 15 004 0000000  
 Fund Cluster : 01 - Regular Agency Fund

X	Current Year Appropriations
	Supplemental Appropriations
	Continuing Appropriations

(e.g. UACS Fund Cluster: 01-Regular Agency Fund, 02-Foreign Assisted Projects Fund, 03-Special Account-Locally Funded/Domestic Grants Fund, and 04-Special Account-Foreign Assisted/Foreign Grants Fund)

Particulars	UACS CODE	Appropriations				Allotments					Current Year Obligations					Current Year Disbursements					Balances			
		Authorized Appropriations	Adjustments (Transfer To/From, Modifications/Augmentations)	Adjusted Appropriations	Allotments Received	Adjustments (Reductions, Modifications/Augmentations)	Trans fer To	Trans fer From	Adjusted Total Allotments	1st Quarter Ending March 31	2nd Quarter Ending June 30	3rd Quarter Ending September 30	4th Quarter Ending December 31	Total	1st Quarter Ending March 31	2nd Quarter Ending June 30	3rd Quarter Ending September 30	4th Quarter Ending December 31	Total	Unreleas ed Appropria tions	Unobligated Allotments	Unpaid Obligations(15-20)=(23+24)		
																						Due and Demandable	Not Yet Due and Demandable	
1	2	3	4	5=(3+4)	6	7	8	9	10=[(8+(-)-)-9+8]	11	12	13	14	15=[(11+12+13+14)	16	17	18	19	20=(16+17+18+19)	21	22	23	24	
II. Automatic Appropriations		92,794,000.00	0.00	92,794,000.00	92,794,000.00	0.00	0.00	0.00	92,794,000.00	22,572,207.16	22,216,510.98	0.00	0.00	44,788,718.14	14,958,637.42	22,503,203.30	0.00	0.00	37,461,840.72	0.00	48,005,281.86	7,326,877.42	0.00	
Specific Budgets of National Government Agencies		92,794,000.00	0.00	92,794,000.00	92,794,000.00	0.00	0.00	0.00	92,794,000.00	22,572,207.16	22,216,510.98	0.00	0.00	44,788,718.14	14,958,637.42	22,503,203.30	0.00	0.00	37,461,840.72	0.00	48,005,281.86	7,326,877.42	0.00	
Retirement and Life Insurance Premiums		92,794,000.00	0.00	92,794,000.00	92,794,000.00	0.00	0.00	0.00	92,794,000.00	22,572,207.16	22,216,510.98	0.00	0.00	44,788,718.14	14,958,637.42	22,503,203.30	0.00	0.00	37,461,840.72	0.00	48,005,281.86	7,326,877.42	0.00	
PS		92,794,000.00	0.00	92,794,000.00	92,794,000.00	0.00	0.00	0.00	92,794,000.00	22,572,207.16	22,216,510.98	0.00	0.00	44,788,718.14	14,958,637.42	22,503,203.30	0.00	0.00	37,461,840.72	0.00	48,005,281.86	7,326,877.42	0.00	
Sub-total II. Automatic Appropriations		92,794,000.00	0.00	92,794,000.00	92,794,000.00	0.00	0.00	0.00	92,794,000.00	22,572,207.16	22,216,510.98	0.00	0.00	44,788,718.14	14,958,637.42	22,503,203.30	0.00	0.00	37,461,840.72	0.00	48,005,281.86	7,326,877.42	0.00	
PS		92,794,000.00	0.00	92,794,000.00	92,794,000.00	0.00	0.00	0.00	92,794,000.00	22,572,207.16	22,216,510.98	0.00	0.00	44,788,718.14	14,958,637.42	22,503,203.30	0.00	0.00	37,461,840.72	0.00	48,005,281.86	7,326,877.42	0.00	
MOOE		0.00	0.00	0.00	0.00	0.00	0.00	0.00	0.00	0.00	0.00	0.00	0.00	0.00	0.00	0.00	0.00	0.00	0.00	0.00	0.00	0.00	0.00	
FinEx		0.00	0.00	0.00	0.00	0.00	0.00	0.00	0.00	0.00	0.00	0.00	0.00	0.00	0.00	0.00	0.00	0.00	0.00	0.00	0.00	0.00	0.00	
CO		0.00	0.00	0.00	0.00	0.00	0.00	0.00	0.00	0.00	0.00	0.00	0.00	0.00	0.00	0.00	0.00	0.00	0.00	0.00	0.00	0.00	0.00	
III. Special Purpose Fund		0.00	47,809,540.00	47,809,540.00	0.00	47,809,540.00	0.00	0.00	47,809,540.00	14,688,216.74	32,562,769.20	0.00	0.00	47,250,985.94	14,504,254.24	32,746,731.70	0.00	0.00	47,250,985.94	0.00	558,554.06	0.00	0.00	
Miscellaneous Personnel Benefits Fund		0.00	28,235,943.00	28,235,943.00	0.00	28,235,943.00	0.00	0.00	28,235,943.00	0.00	28,229,282.98	0.00	0.00	28,229,282.98	0.00	28,229,282.98	0.00	0.00	28,229,282.98	0.00	6,660.02	0.00	0.00	
PS		0.00	28,235,943.00	28,235,943.00	0.00	28,235,943.00	0.00	0.00	28,235,943.00	0.00	28,229,282.98	0.00	0.00	28,229,282.98	0.00	28,229,282.98	0.00	0.00	28,229,282.98	0.00	6,660.02	0.00	0.00	
Pension and Gratuity Fund		0.00	19,573,597.00	19,573,597.00	0.00	19,573,597.00	0.00	0.00	19,573,597.00	14,688,216.74	4,333,486.22	0.00	0.00	19,021,702.96	14,504,254.24	4,517,448.72	0.00	0.00	19,021,702.96	0.00	551,894.04	0.00	0.00	
PS		0.00	19,573,597.00	19,573,597.00	0.00	19,573,597.00	0.00	0.00	19,573,597.00	14,688,216.74	4,333,486.22	0.00	0.00	19,021,702.96	14,504,254.24	4,517,448.72	0.00	0.00	19,021,702.96	0.00	551,894.04	0.00	0.00	
Sub-Total III. Special Purpose Fund		0.00	47,809,540.00	47,809,540.00	0.00	47,809,540.00	0.00	0.00	47,809,540.00	14,688,216.74	32,562,769.20	0.00	0.00	47,250,985.94	14,504,254.24	32,746,731.70	0.00	0.00	47,250,985.94	0.00	558,554.06	0.00	0.00	
PS		0.00	47,809,540.00	47,809,540.00	0.00	47,809,540.00	0.00	0.00	47,809,540.00	14,688,216.74	32,562,769.20	0.00	0.00	47,250,985.94	14,504,254.24	32,746,731.70	0.00	0.00	47,250,985.94	0.00	558,554.06	0.00	0.00	
MOOE		0.00	0.00	0.00	0.00	0.00	0.00	0.00	0.00	0.00	0.00	0.00	0.00	0.00	0.00	0.00	0.00	0.00	0.00	0.00	0.00	0.00	0.00	
FinEx		0.00	0.00	0.00	0.00	0.00	0.00	0.00	0.00	0.00	0.00	0.00	0.00	0.00	0.00	0.00	0.00	0.00	0.00	0.00	0.00	0.00	0.00	
CO		0.00	0.00	0.00	0.00	0.00	0.00	0.00	0.00	0.00	0.00	0.00	0.00	0.00	0.00	0.00	0.00	0.00	0.00	0.00	0.00	0.00	0.00	
IV. Reversion of the Unobligated Allotments charged against R.A. Nos. 11465 and 11494		0.00	0.00	0.00	0.00	0.00	0.00	0.00	0.00	0.00	0.00	0.00	0.00	0.00	0.00	0.00	0.00	0.00	0.00	0.00	0.00	0.00	0.00	
<b>GRAND TOTAL</b>		<b>1,362,757,000.00</b>	<b>47,809,540.00</b>	<b>1,410,566,540.00</b>	<b>1,362,757,000.00</b>	<b>47,809,540.00</b>	<b>0.00</b>	<b>0.00</b>	<b>1,410,566,540.00</b>	<b>301,927,741.83</b>	<b>381,489,113.84</b>	<b>0.00</b>	<b>0.00</b>	<b>683,416,855.67</b>	<b>276,861,107.94</b>	<b>390,079,874.55</b>	<b>0.00</b>	<b>0.00</b>	<b>666,940,982.49</b>	<b>0.00</b>	<b>727,149,684.33</b>	<b>16,475,873.18</b>	<b>0.00</b>	
PS		1,270,627,000.00	47,809,540.00	1,318,436,540.00	1,270,627,000.00	47,809,540.00	0.00	0.00	1,318,436,540.00	295,220,358.71	373,833,466.42	0.00	0.00	669,053,825.13	270,166,700.07	382,596,066.69	0.00	0.00	652,762,766.76	0.00	649,382,714.87	16,291,058.37	0.00	
MOOE		92,130,000.00	0.00	92,130,000.00	92,130,000.00	0.00	0.00	0.00	92,130,000.00	6,707,383.12	7,655,647.42	0.00	0.00	14,363,030.54	6,694,407.87	7,483,807.86	0.00	0.00	14,178,215.73	0.00	77,766,969.46	184,814.81	0.00	
Recapitulation by OO:																								
I. Agency Specific Budget		1,074,788,000.00	0.00	1,074,788,000.00	1,074,788,000.00	0.00	0.00	0.00	1,074,788,000.00	224,940,755.25	280,364,414.43	0.00	0.00	505,305,169.68	211,448,519.90	292,473,644.69	0.00	0.00	503,922,164.59	0.00	569,482,830.32	1,383,005.09	0.00	
LAND TITLING AND REGISTRATION PROGRAM		1,074,788,000.00	0.00	1,074,788,000.00	1,074,788,000.00	0.00	0.00	0.00	1,074,788,000.00	224,940,755.25	280,364,414.43	0.00	0.00	505,305,169.68	211,448,519.90	292,473,644.69	0.00	0.00	503,922,164.59	0.00	569,482,830.32	1,383,005.09	0.00	

Certified Correct:

Certified Correct:

Approved By:

MA. TERESA P. YANCHA  
 Chief, Budget Division  
 Date: \_\_\_\_\_

JAIRUS M. CABUSI  
 Chief Accountant  
 Date: \_\_\_\_\_

GERARDO PANGA SIRIOS  
 Administrator  
 Date: \_\_\_\_\_



**SUMMARY OF APPROPRIATIONS, ALLOTMENTS, OBLIGATIONS, DISBURSEMENTS AND BALANCES BY OBJECT OF EXPENDITURES**  
**As at the Quarter Ending June 30, 2023**

Department : Department of Justice (DOJ)  
 Agency/Entity : Land Registration Authority  
 Operating Unit : < not applicable >  
 Organization Code (UACS) : 15 004 0000000  
 Fund Cluster : 01 - Regular Agency Fund

X	Current Year Appropriations
	Supplemental Appropriations
	Continuing Appropriations

(e.g. UACS Fund Cluster: 01-Regular Agency Fund, 02-Foreign Assisted Projects Fund, 03-Special Account-Locally Funded/Domestic Grants Fund, and 04-Special Account-Foreign Assisted/Foreign Grants Fund)

Particulars	UACS CODE	Appropriations			Allotments				Obligations						Disbursements				Balances				
		Authorized Appropriations	Adjustments (Transfer To/From, Modifications/Augmentations)	Adjusted Appropriations	Allotments Received	Adjustments (Reductions, Modifications/Augmentations)	Transfer To	Transfer From	Adjusted Allotments	1st Quarter Ending March 31	2nd Quarter Ending June 30	3rd Quarter Ending September 30	4th Quarter Ending December 31	Total	1st Quarter Ending March 31	2nd Quarter Ending June 30	3rd Quarter Ending September 30	4th Quarter Ending December 31	Total	Unreleased Appropriations	Unobligated Allotments	Unpaid Obligations (15-20)=(23+24)	
1	2	3	4	5=(3+4)	6	7	8	9	10=[(6+)-(7)+8+9]	11	12	13	14	15=[(11+12+13+14)]	16	17	18	19	20=[(16+17+18+19)]	21=(5-10)	22=(10-15)	23	24
SUMMARY		1,362,757,000.00	47,809,540.00	1,410,566,540.00	1,362,757,000.00	47,809,540.00	0.00	0.00	1,410,566,540.00	301,927,741.83	381,489,113.84	0.00	0.00	683,416,855.67	276,861,107.94	390,079,874.55	0.00	0.00	666,940,982.49	0.00	727,149,684.33	16,475,873.18	0.00
A. AGENCY SPECIFIC BUDGET		1,269,963,000.00	0.00	1,269,963,000.00	1,269,963,000.00	0.00	0.00	0.00	1,269,963,000.00	264,667,317.93	326,709,833.66	0.00	0.00	591,377,151.59	247,398,216.28	334,829,939.55	0.00	0.00	582,228,155.83	0.00	678,585,848.41	9,148,995.76	0.00
Personnel Services		1,177,833,000.00	0.00	1,177,833,000.00	1,177,833,000.00	0.00	0.00	0.00	1,177,833,000.00	257,959,934.81	319,054,186.24	0.00	0.00	577,014,121.05	240,703,808.41	327,346,131.69	0.00	0.00	568,049,940.10	0.00	600,818,878.95	8,964,180.95	0.00
Salaries and Wages	501010000	862,930,000.00	(14,892,422.92)	848,037,577.08	862,930,000.00	(14,892,422.92)	0.00	0.00	848,037,577.08	207,282,628.26	208,959,822.54	0.00	0.00	416,242,450.80	206,924,260.58	209,249,663.59	0.00	0.00	416,173,924.17	0.00	431,795,126.28	68,526.63	0.00
Salaries and Wages - Regular	5010101000	773,283,000.00	(14,892,422.92)	758,390,577.08	773,283,000.00	(14,892,422.92)	0.00	0.00	758,390,577.08	187,244,588.62	185,197,048.13	0.00	0.00	372,441,636.75	187,186,973.17	185,214,816.14	0.00	0.00	372,401,789.31	0.00	385,948,940.33	39,847.44	0.00
Basic Salary - Civilian	5010101001	773,283,000.00	(14,892,422.92)	758,390,577.08	773,283,000.00	(14,892,422.92)	0.00	0.00	758,390,577.08	187,244,588.62	185,197,048.13	0.00	0.00	372,441,636.75	187,186,973.17	185,214,816.14	0.00	0.00	372,401,789.31	0.00	385,948,940.33	39,847.44	0.00
Salaries and Wages - Casual/Contractual	5010102000	89,647,000.00	0.00	89,647,000.00	89,647,000.00	0.00	0.00	0.00	89,647,000.00	20,038,039.64	23,762,774.41	0.00	0.00	43,800,814.05	19,737,287.41	24,034,847.45	0.00	0.00	43,772,134.86	0.00	45,846,185.95	28,679.19	0.00
Other Compensation	5010200000	245,222,000.00	14,892,422.92	260,114,422.92	245,222,000.00	14,892,422.92	0.00	0.00	260,114,422.92	40,017,313.74	92,225,084.73	0.00	0.00	132,242,408.47	25,477,200.10	106,223,344.72	0.00	0.00	131,700,544.82	0.00	127,872,014.45	541,863.65	0.00
Personal Economic Relief Allowance (PERA)	5010201000	52,968,000.00	0.00	52,968,000.00	52,968,000.00	0.00	0.00	0.00	52,968,000.00	12,583,363.78	12,491,454.59	0.00	0.00	25,074,818.37	12,577,000.14	12,496,454.58	0.00	0.00	25,073,454.72	0.00	27,893,181.63	1,363.65	0.00
PERA - Civilian	5010201001	52,968,000.00	0.00	52,968,000.00	52,968,000.00	0.00	0.00	0.00	52,968,000.00	12,583,363.78	12,491,454.59	0.00	0.00	25,074,818.37	12,577,000.14	12,496,454.58	0.00	0.00	25,073,454.72	0.00	27,893,181.63	1,363.65	0.00
Representation Allowance (RA)	5010202000	8,106,000.00	0.00	8,106,000.00	8,106,000.00	0.00	0.00	0.00	8,106,000.00	3,267,375.00	2,577,625.00	0.00	0.00	5,845,000.00	3,008,500.00	2,553,250.00	0.00	0.00	5,559,750.00	0.00	2,281,000.00	285,250.00	0.00
Transportation Allowance (TA)	5010203000	8,106,000.00	0.00	8,106,000.00	8,106,000.00	0.00	0.00	0.00	8,106,000.00	3,143,750.00	2,411,875.00	0.00	0.00	5,555,625.00	2,912,875.00	2,387,500.00	0.00	0.00	5,300,375.00	0.00	2,550,375.00	255,250.00	0.00
Transportation Allowance (TA)	5010203001	8,106,000.00	0.00	8,106,000.00	8,106,000.00	0.00	0.00	0.00	8,106,000.00	3,143,750.00	2,411,875.00	0.00	0.00	5,555,625.00	2,912,875.00	2,387,500.00	0.00	0.00	5,300,375.00	0.00	2,550,375.00	255,250.00	0.00
Clothing/Uniform Allowance	5010204000	13,242,000.00	0.00	13,242,000.00	13,242,000.00	0.00	0.00	0.00	13,242,000.00	6,000.00	12,360,000.00	0.00	0.00	12,366,000.00	6,000.00	12,360,000.00	0.00	0.00	12,366,000.00	0.00	876,000.00	0.00	0.00
Clothing/Uniform Allowance - Civilian	5010204001	13,242,000.00	0.00	13,242,000.00	13,242,000.00	0.00	0.00	0.00	13,242,000.00	6,000.00	12,360,000.00	0.00	0.00	12,366,000.00	6,000.00	12,360,000.00	0.00	0.00	12,366,000.00	0.00	876,000.00	0.00	0.00
Honoraria	5010210000	4,073,000.00	0.00	4,073,000.00	4,073,000.00	0.00	0.00	0.00	4,073,000.00	60,474.18	0.00	0.00	0.00	60,474.18	0.00	0.00	0.00	0.00	60,474.18	0.00	4,012,525.82	0.00	0.00
Honoraria - Civilian	5010210001	4,073,000.00	0.00	4,073,000.00	4,073,000.00	0.00	0.00	0.00	4,073,000.00	60,474.18	0.00	0.00	0.00	60,474.18	0.00	0.00	0.00	0.00	60,474.18	0.00	4,012,525.82	0.00	0.00
Longevity Pay (LP)	5010212000	1,189,000.00	0.00	1,189,000.00	1,189,000.00	0.00	0.00	0.00	1,189,000.00	0.00	0.00	0.00	0.00	0.00	0.00	0.00	0.00	0.00	0.00	0.00	1,189,000.00	0.00	0.00
Longevity Pay - Civilian	5010212001	1,189,000.00	0.00	1,189,000.00	1,189,000.00	0.00	0.00	0.00	1,189,000.00	0.00	0.00	0.00	0.00	0.00	0.00	0.00	0.00	0.00	0.00	0.00	1,189,000.00	0.00	0.00
Overtime and Night Pay	5010213000	0.00	1,420,422.92	1,420,422.92	0.00	1,420,422.92	0.00	0.00	1,420,422.92	832,958.78	587,464.14	0.00	0.00	1,420,422.92	832,958.78	587,464.14	0.00	0.00	1,420,422.92	0.00	0.00	0.00	0.00
Overtime Pay	5010213001	0.00	1,420,422.92	1,420,422.92	0.00	1,420,422.92	0.00	0.00	1,420,422.92	832,958.78	587,464.14	0.00	0.00	1,420,422.92	832,958.78	587,464.14	0.00	0.00	1,420,422.92	0.00	0.00	0.00	0.00
Year End Bonus	5010214000	64,440,000.00	0.00	64,440,000.00	64,440,000.00	0.00	0.00	0.00	64,440,000.00	0.00	0.00	0.00	0.00	0.00	0.00	0.00	0.00	0.00	0.00	0.00	64,440,000.00	0.00	0.00
Bonus - Civilian	5010214001	64,440,000.00	0.00	64,440,000.00	64,440,000.00	0.00	0.00	0.00	64,440,000.00	0.00	0.00	0.00	0.00	0.00	0.00	0.00	0.00	0.00	0.00	0.00	64,440,000.00	0.00	0.00
Cash Gift	5010215000	11,035,000.00	0.00	11,035,000.00	11,035,000.00	0.00	0.00	0.00	11,035,000.00	0.00	0.00	0.00	0.00	0.00	0.00	0.00	0.00	0.00	0.00	0.00	11,035,000.00	0.00	0.00
Cash Gift - Civilian	5010215001	11,035,000.00	0.00	11,035,000.00	11,035,000.00	0.00	0.00	0.00	11,035,000.00	0.00	0.00	0.00	0.00	0.00	0.00	0.00	0.00	0.00	0.00	0.00	11,035,000.00	0.00	0.00
Mid-Year Bonus - Civilian	5010216000	64,440,000.00	0.00	64,440,000.00	64,440,000.00	0.00	0.00	0.00	64,440,000.00	63,392.00	61,796,676.00	0.00	0.00	61,860,068.00	63,392.00	61,796,676.00	0.00	0.00	61,860,068.00	0.00	2,579,932.00	0.00	0.00
Mid-Year Bonus - Civilian	5010216001	64,440,000.00	0.00	64,440,000.00	64,440,000.00	0.00	0.00	0.00	64,440,000.00	63,392.00	61,796,676.00	0.00	0.00	61,860,068.00	63,392.00	61,796,676.00	0.00	0.00	61,860,068.00	0.00	2,579,932.00	0.00	0.00
Other Bonuses and Allowances	5010299000	17,623,000.00	13,472,000.00	31,095,000.00	17,623,000.00	13,472,000.00	0.00	0.00	31,095,000.00	20,060,000.00	0.00	0.00	0.00	20,060,000.00	6,018,000.00	14,042,000.00	0.00	0.00	20,060,000.00	0.00	11,035,000.00	0.00	0.00
Productivity Enhancement Incentive - Civilian	5010299012	11,035,000.00	0.00	11,035,000.00	11,035,000.00	0.00	0.00	0.00	11,035,000.00	0.00	0.00	0.00	0.00	0.00	0.00	0.00	0.00	0.00	0.00	0.00	11,035,000.00	0.00	0.00
Anniversary Bonus - Civilian	5010299038	6,588,000.00	13,472,000.00	20,060,000.00	6,588,000.00	13,472,000.00	0.00	0.00	20,060,000.00	20,060,000.00	0.00	0.00	0.00	20,060,000.00	6,018,000.00	14,042,000.00	0.00	0.00	20,060,000.00	0.00	0.00	0.00	0.00
Personnel Benefit Contributions	5010300000	22,300,000.00	0.00	22,300,000.00	22,300,000.00	0.00	0.00	0.00	22,300,000.00	5,245,328.66	4,825,557.08	0.00	0.00	10,070,885.74	3,421,407.64	6,022,178.10	0.00	0.00	9,443,585.74	0.00	12,229,114.26	627,300.00	0.00
Pag-IBIG Contributions	5010302000	2,649,000.00	0.00	2,649,000.00	2,649,000.00	0.00	0.00	0.00	2,649,000.00	634,500.00	626,600.00	0.00	0.00	1,261,100.00	423,500.00	629,200.00	0.00	0.00	1,052,700.00	0.00	1,387,900.00	208,400.00	0.00
Pag-IBIG - Civilian	5010302001	2,649,000.00	0.00	2,649,000.00	2,649,000.00	0.00	0.00	0.00	2,649,000.00	634,500.00	626,600.00	0.00	0.00	1,261,100.00	423,500.00	629,200.00	0.00	0.00	1,052,700.00	0.00	1,387,900.00	208,400.00	0.00
PhilHealth Contributions	50																						



Department : Department of Justice (DOJ)  
 Agency/Entity : Land Registration Authority  
 Operating Unit : < not applicable >  
 Organization Code (UACS) : 15 004 000000  
 Fund Cluster : 01 - Regular Agency Fund

X	Current Year Appropriations
	Supplemental Appropriations
	Continuing Appropriations

(e.g. UACS Fund Cluster: 01-Regular Agency Fund, 02-Foreign Assisted Projects Fund, 03-Special Account-Locally Funded/Domestic Grants Fund, and 04-Special Account-Foreign Assisted/Foreign Grants Fund)

Particulars	UACS CODE	Appropriations				Allotments				Obligations				Disbursements				Balances							
		Authorized Appropriations	Adjustments (Transfer To/From, Modifications/Augmentations)	Adjusted Appropriations	Allotments Received	Adjustments (Reductions, Modifications/Augmentations)	Trans fer To	Trans fer From	Adjusted Allotments	1st Quarter Ending March 31	2nd Quarter Ending June 30	3rd Quarter Ending September 30	4th Quarter Ending December 31	Total	1st Quarter Ending March 31	2nd Quarter Ending June 30	3rd Quarter Ending September 30	4th Quarter Ending December 31	Total	Unrelease d Appropriations	Unobligated Allotments	Unpaid Obligations (15-20)=(23+24)			
		3	4	5=(3+4)	6	7	8	9	10=[(6+(-7))-8+9]	11	12	13	14	15=(11+12+13+14)	16	17	18	19	20=(16+17+18+19)	21=(5-10)	22=(10-15)	23	24		
Training Expenses	5020201002	176,000.00	0.00	176,000.00	176,000.00	0.00	0.00	176,000.00	0.00	0.00	0.00	0.00	0.00	0.00	0.00	0.00	0.00	0.00	0.00	0.00	0.00	0.00	0.00	0.00	0.00
Supplies and Materials Expenses	5020300000	2,605,000.00	130,000.00	2,735,000.00	2,605,000.00	130,000.00	0.00	2,735,000.00	500,196.63	71,664.85	0.00	0.00	571,861.48	500,196.63	71,664.85	0.00	0.00	571,861.48	0.00	0.00	2,163,138.52	0.00	0.00		
Office Supplies Expenses	5020301000	2,535,000.00	0.00	2,535,000.00	2,535,000.00	0.00	0.00	2,535,000.00	463,796.46	25,456.00	0.00	0.00	489,252.46	463,796.46	25,456.00	0.00	0.00	489,252.46	0.00	0.00	2,045,747.54	0.00	0.00		
Fuel, Oil and Lubricants Expenses	5020309000	70,000.00	130,000.00	200,000.00	70,000.00	130,000.00	0.00	200,000.00	36,400.17	46,208.85	0.00	0.00	82,609.02	36,400.17	46,208.85	0.00	0.00	82,609.02	0.00	0.00	117,390.98	0.00	0.00		
Utility Expenses	5020400000	1,161,000.00	0.00	1,161,000.00	1,161,000.00	0.00	0.00	1,161,000.00	112,423.81	213,213.82	0.00	0.00	325,637.63	112,423.81	213,213.82	0.00	0.00	325,637.63	0.00	0.00	835,362.37	0.00	0.00		
Electricity Expenses	5020402000	1,161,000.00	0.00	1,161,000.00	1,161,000.00	0.00	0.00	1,161,000.00	112,423.81	213,213.82	0.00	0.00	325,637.63	112,423.81	213,213.82	0.00	0.00	325,637.63	0.00	0.00	835,362.37	0.00	0.00		
Communication Expenses	5020500000	1,900,000.00	70,000.00	1,970,000.00	1,900,000.00	70,000.00	0.00	1,970,000.00	120,248.00	261,725.50	0.00	0.00	381,973.50	120,248.00	261,725.50	0.00	0.00	381,973.50	0.00	0.00	1,588,026.50	0.00	0.00		
Postage and Courier Services	5020501000	704,000.00	0.00	704,000.00	704,000.00	0.00	0.00	704,000.00	7,450.00	11,549.50	0.00	0.00	18,999.50	7,450.00	11,549.50	0.00	0.00	18,999.50	0.00	0.00	685,000.50	0.00	0.00		
Telephone Expenses	5020502000	1,196,000.00	70,000.00	1,266,000.00	1,196,000.00	70,000.00	0.00	1,266,000.00	112,798.00	250,176.00	0.00	0.00	362,974.00	112,798.00	250,176.00	0.00	0.00	362,974.00	0.00	0.00	903,026.00	0.00	0.00		
Mobile	5020502001	552,000.00	70,000.00	622,000.00	552,000.00	70,000.00	0.00	622,000.00	102,000.00	153,000.00	0.00	0.00	255,000.00	102,000.00	153,000.00	0.00	0.00	255,000.00	0.00	0.00	67,900.00	0.00	0.00		
Landline	5020502002	644,000.00	0.00	644,000.00	644,000.00	0.00	0.00	644,000.00	10,798.00	97,176.00	0.00	0.00	107,974.00	10,798.00	97,176.00	0.00	0.00	107,974.00	0.00	0.00	536,026.00	0.00	0.00		
Confidential, Intelligence and Extraordinary	5021000000	57,000.00	59,400.00	116,400.00	57,000.00	59,400.00	0.00	116,400.00	19,400.00	29,100.00	0.00	0.00	48,500.00	19,400.00	29,100.00	0.00	0.00	48,500.00	0.00	0.00	67,900.00	0.00	0.00		
Extraordinary and Miscellaneous Expenses	5021003000	57,000.00	59,400.00	116,400.00	57,000.00	59,400.00	0.00	116,400.00	19,400.00	29,100.00	0.00	0.00	48,500.00	19,400.00	29,100.00	0.00	0.00	48,500.00	0.00	0.00	67,900.00	0.00	0.00		
General Services	5021200000	1,488,000.00	4,706,000.00	6,194,000.00	1,488,000.00	4,706,000.00	0.00	6,194,000.00	1,164,513.98	1,607,831.29	0.00	0.00	2,772,345.27	1,155,978.73	1,431,551.73	0.00	0.00	2,587,530.46	0.00	0.00	3,421,654.73	184,814.81	0.00		
Janitorial Services	5021202000	304,000.00	331,000.00	635,000.00	304,000.00	331,000.00	0.00	635,000.00	105,290.16	155,986.64	0.00	0.00	261,276.80	105,290.16	0.00	0.00	0.00	105,290.16	0.00	0.00	373,723.20	155,986.64	0.00		
Other General Services	5021299000	1,184,000.00	4,375,000.00	5,559,000.00	1,184,000.00	4,375,000.00	0.00	5,559,000.00	1,059,223.82	1,451,844.65	0.00	0.00	2,511,068.47	1,050,688.57	1,431,551.73	0.00	0.00	2,482,240.30	0.00	0.00	3,047,931.53	28,828.17	0.00		
Other General Services	5021299099	1,184,000.00	4,375,000.00	5,559,000.00	1,184,000.00	4,375,000.00	0.00	5,559,000.00	1,059,223.82	1,451,844.65	0.00	0.00	2,511,068.47	1,050,688.57	1,431,551.73	0.00	0.00	2,482,240.30	0.00	0.00	3,047,931.53	28,828.17	0.00		
Repairs and Maintenance	5021300000	384,000.00	0.00	384,000.00	384,000.00	0.00	0.00	384,000.00	4,700.00	12,408.00	0.00	0.00	17,108.00	4,700.00	12,408.00	0.00	0.00	17,108.00	0.00	0.00	366,892.00	0.00	0.00		
Repairs and Maintenance - Transportation	5021306000	67,000.00	0.00	67,000.00	67,000.00	0.00	0.00	67,000.00	4,700.00	5,408.00	0.00	0.00	10,108.00	4,700.00	5,408.00	0.00	0.00	10,108.00	0.00	0.00	56,892.00	0.00	0.00		
Motor Vehicles	5021306001	67,000.00	0.00	67,000.00	67,000.00	0.00	0.00	67,000.00	4,700.00	5,408.00	0.00	0.00	10,108.00	4,700.00	5,408.00	0.00	0.00	10,108.00	0.00	0.00	56,892.00	0.00	0.00		
Repairs and Maintenance - Other Property, Plant	5021399000	317,000.00	0.00	317,000.00	317,000.00	0.00	0.00	317,000.00	0.00	7,000.00	0.00	0.00	7,000.00	0.00	7,000.00	0.00	0.00	7,000.00	0.00	0.00	310,000.00	0.00	0.00		
Other Property, Plant and Equipment	5021399099	317,000.00	0.00	317,000.00	317,000.00	0.00	0.00	317,000.00	0.00	7,000.00	0.00	0.00	7,000.00	0.00	7,000.00	0.00	0.00	7,000.00	0.00	0.00	310,000.00	0.00	0.00		
Taxes, Insurance Premiums and Other Fees	5021500000	82,015,000.00	(4,965,400.00)	77,049,600.00	82,015,000.00	(4,965,400.00)	0.00	77,049,600.00	4,336,924.41	5,022,624.63	0.00	0.00	9,359,549.04	4,336,924.41	5,022,624.63	0.00	0.00	9,359,549.04	0.00	0.00	67,690,050.96	0.00	0.00		
Taxes, Duties and Licenses	5021501000	81,954,000.00	(4,965,400.00)	76,988,600.00	81,954,000.00	(4,965,400.00)	0.00	76,988,600.00	4,334,714.41	5,022,624.63	0.00	0.00	9,357,339.04	4,334,714.41	5,022,624.63	0.00	0.00	9,357,339.04	0.00	0.00	67,631,260.96	0.00	0.00		
Taxes, Duties and Licenses	5021501001	81,954,000.00	(4,965,400.00)	76,988,600.00	81,954,000.00	(4,965,400.00)	0.00	76,988,600.00	4,334,714.41	5,022,624.63	0.00	0.00	9,357,339.04	4,334,714.41	5,022,624.63	0.00	0.00	9,357,339.04	0.00	0.00	67,631,260.96	0.00	0.00		
Insurance Expenses	5021503000	61,000.00	0.00	61,000.00	61,000.00	0.00	0.00	61,000.00	2,210.00	0.00	0.00	0.00	2,210.00	2,210.00	0.00	0.00	0.00	2,210.00	0.00	0.00	58,790.00	0.00	0.00		
Other Maintenance and Operating Expenses	5029900000	1,570,000.00	0.00	1,570,000.00	1,570,000.00	0.00	0.00	1,570,000.00	375,787.37	14,575.00	0.00	0.00	390,362.37	371,347.37	19,015.00	0.00	0.00	390,362.37	0.00	0.00	1,179,637.63	0.00	0.00		
Rent/Lease Expenses	5029905000	294,000.00	0.00	294,000.00	294,000.00	0.00	0.00	294,000.00	0.00	0.00	0.00	0.00	0.00	0.00	0.00	0.00	0.00	0.00	0.00	0.00	294,000.00	0.00	0.00		
Rents - Equipment	5029905004	294,000.00	0.00	294,000.00	294,000.00	0.00	0.00	294,000.00	0.00	0.00	0.00	0.00	0.00	0.00	0.00	0.00	0.00	0.00	0.00	0.00	294,000.00	0.00	0.00		
Other Maintenance and Operating Expenses	5029999000	1,276,000.00	0.00	1,276,000.00	1,276,000.00	0.00	0.00	1,276,000.00	375,787.37	14,575.00	0.00	0.00	390,362.37	371,347.37	19,015.00	0.00	0.00	390,362.37	0.00	0.00	885,637.63	0.00	0.00		
Other Maintenance and Operating Expenses	5029999099	1,276,000.00	0.00	1,276,000.00	1,276,000.00	0.00	0.00	1,276,000.00	375,787.37	14,575.00	0.00	0.00	390,362.37	371,347.37	19,015.00	0.00	0.00	390,362.37	0.00	0.00	885,637.63	0.00	0.00		
B. AUTOMATIC APPROPRIATIONS		92,794,000.00	0.00	92,794,000.00	92,794,000.00	0.00	0.00	92,794,000.00	22,572,207.16	22,216,510.98	0.00	0.00	44,788,718.14	14,958,637.42	22,503,203.30	0.00	0.00	37,461,840.72	0.00	0.00	48,005,281.86	7,326,877.42	0.00		
Retirement and Life Insurance Premiums		92,794,000.00	0.00	92,794,000.00	92,794,000.00	0.00	0.00	92,794,000.00	22,572,207.16	22,216,510.98	0.00	0.00	44,788,718.14	14,958,637.42	22,503,203.30	0.00	0.00	37,461,840.72	0.00	0.00	48,005,281.86	7,326,877.42	0.00		
C. SPECIAL PURPOSE FUNDS		0.00	47,809,540.00	47,809,540.00	0.00	47,809,540.00	0.00	47,809,540.00	14,688,216.74	32,562,769.20	0.00	0.00	47,250,985.94	14,504,254.24	32,746,731.70	0.00	0.00	47,250,985.94	0.00	0.00	558,554.06	0.00	0.00		
Miscellaneous Personnel Benefits Fund		0.00	28,235,943.00	28,235,943.00	0.00	28,235,943.00	0.00	28,235,943.00	0.00	28,229,282.98	0.00	0.00	28,229,282.98	0.00	28,229,282.98	0.00	0.00	28,229,282.98	0.00	0.00	6,660.02	0.00	0.00		



**STATEMENT OF APPROPRIATIONS, ALLOTMENTS, OBLIGATIONS, DISBURSEMENTS AND BALANCES**  
**As at the Quarter Ending June 30, 2023**

Department : Department of Justice (DOJ)  
 Agency/Entity : Land Registration Authority  
 Operating Unit : < not applicable >  
 Organization Code (UACS) : 15 004 0000000  
 Fund Cluster : 03 - Special Account - Locally Funded/Domestic Grants Fund

X	Current Year Appropriations
	Supplemental Appropriations
	Continuing Appropriations

(e.g. UACS Fund Cluster: 01-Regular Agency Fund, 02-Foreign Assisted Projects Fund, 03-Special Account-Locally Funded/Domestic Grants Fund, and 04-Special Account-Foreign Assisted/Foreign Grants Fund)

Particulars	UACS CODE	Appropriations			Allotments			Current Year Obligations							Current Year Disbursements					Balances			
		Authorized Appropriations	Adjustments (Transfer To/From, Modifications/ Augmentations)	Adjusted Appropriations	Allotments Received	Adjustments (Reductions, Modifications/ Augmentations)	Transfer To	Transfer From	Adjusted Total Allotments	1st Quarter Ending March 31	2nd Quarter Ending June 30	3rd Quarter Ending September 30	4th Quarter Ending December 31	Total	1st Quarter Ending March 31	2nd Quarter Ending June 30	3rd Quarter Ending September 30	4th Quarter Ending December 31	Total	Unreleased Appropriations	Unobligated Allotments	Unpaid Obligations(15-20)=(23+24)	
																						Due and Demandable	Not Yet Due and Demandable
1	2	3	4	5=(3+4)	6	7	8	9	10=(6+(-7)+8+9)	11	12	13	14	15=(11+12+13+14)	16	17	18	19	20=(16+17+18+19)	21	22	23	24
II. Automatic Appropriations		570,205,000.00	0.00	570,205,000.00	570,205,000.00	0.00	0.00	0.00	570,205,000.00	332,866,861.76	73,729,236.03	0.00	0.00	406,596,097.79	35,330,947.47	66,058,308.35	0.00	0.00	101,389,255.82	0.00	163,608,902.21	3,179,302.45	302,027,539.52
Special Accounts in the General Fund		570,205,000.00	0.00	570,205,000.00	570,205,000.00	0.00	0.00	0.00	570,205,000.00	332,866,861.76	73,729,236.03	0.00	0.00	406,596,097.79	35,330,947.47	66,058,308.35	0.00	0.00	101,389,255.82	0.00	163,608,902.21	3,179,302.45	302,027,539.52
Land Registration Authority		570,205,000.00	0.00	570,205,000.00	570,205,000.00	0.00	0.00	0.00	570,205,000.00	332,866,861.76	73,729,236.03	0.00	0.00	406,596,097.79	35,330,947.47	66,058,308.35	0.00	0.00	101,389,255.82	0.00	163,608,902.21	3,179,302.45	302,027,539.52
MOOE		570,205,000.00	0.00	570,205,000.00	570,205,000.00	0.00	0.00	0.00	570,205,000.00	332,866,861.76	73,729,236.03	0.00	0.00	406,596,097.79	35,330,947.47	66,058,308.35	0.00	0.00	101,389,255.82	0.00	163,608,902.21	3,179,302.45	302,027,539.52
Sub-total II. Automatic Appropriations		570,205,000.00	0.00	570,205,000.00	570,205,000.00	0.00	0.00	0.00	570,205,000.00	332,866,861.76	73,729,236.03	0.00	0.00	406,596,097.79	35,330,947.47	66,058,308.35	0.00	0.00	101,389,255.82	0.00	163,608,902.21	3,179,302.45	302,027,539.52
PS		0.00	0.00	0.00	0.00	0.00	0.00	0.00	0.00	0.00	0.00	0.00	0.00	0.00	0.00	0.00	0.00	0.00	0.00	0.00	0.00	0.00	0.00
MOOE		570,205,000.00	0.00	570,205,000.00	570,205,000.00	0.00	0.00	0.00	570,205,000.00	332,866,861.76	73,729,236.03	0.00	0.00	406,596,097.79	35,330,947.47	66,058,308.35	0.00	0.00	101,389,255.82	0.00	163,608,902.21	3,179,302.45	302,027,539.52
FinEx		0.00	0.00	0.00	0.00	0.00	0.00	0.00	0.00	0.00	0.00	0.00	0.00	0.00	0.00	0.00	0.00	0.00	0.00	0.00	0.00	0.00	0.00
CO		0.00	0.00	0.00	0.00	0.00	0.00	0.00	0.00	0.00	0.00	0.00	0.00	0.00	0.00	0.00	0.00	0.00	0.00	0.00	0.00	0.00	0.00
IV. Reversion of the Unobligated Allotments charged against R.A. Nos. 11465 and 11494		0.00	0.00	0.00	0.00	0.00	0.00	0.00	0.00	0.00	0.00	0.00	0.00	0.00	0.00	0.00	0.00	0.00	0.00	0.00	0.00	0.00	0.00
<b>GRAND TOTAL</b>		<b>570,205,000.00</b>	<b>0.00</b>	<b>570,205,000.00</b>	<b>570,205,000.00</b>	<b>0.00</b>	<b>0.00</b>	<b>0.00</b>	<b>570,205,000.00</b>	<b>332,866,861.76</b>	<b>73,729,236.03</b>	<b>0.00</b>	<b>0.00</b>	<b>406,596,097.79</b>	<b>35,330,947.47</b>	<b>66,058,308.35</b>	<b>0.00</b>	<b>0.00</b>	<b>101,389,255.82</b>	<b>0.00</b>	<b>163,608,902.21</b>	<b>3,179,302.45</b>	<b>302,027,539.52</b>
<b>MOOE</b>		<b>570,205,000.00</b>	<b>0.00</b>	<b>570,205,000.00</b>	<b>570,205,000.00</b>	<b>0.00</b>	<b>0.00</b>	<b>0.00</b>	<b>570,205,000.00</b>	<b>332,866,861.76</b>	<b>73,729,236.03</b>	<b>0.00</b>	<b>0.00</b>	<b>406,596,097.79</b>	<b>35,330,947.47</b>	<b>66,058,308.35</b>	<b>0.00</b>	<b>0.00</b>	<b>101,389,255.82</b>	<b>0.00</b>	<b>163,608,902.21</b>	<b>3,179,302.45</b>	<b>302,027,539.52</b>

Certified Correct:

Certified Correct:

Approved By:

MA. TERESA P. YANCHA  
 Chief, Budget Division  
 Date: \_\_\_\_\_

JAIROS M. CABUSI  
 Chief Accountant  
 Date: \_\_\_\_\_

GERARDO PANGA SIRIOS  
 Administrator  
 Date: \_\_\_\_\_



**SUMMARY OF APPROPRIATIONS, ALLOTMENTS, OBLIGATIONS, DISBURSEMENTS AND BALANCES BY OBJECT OF EXPENDITURES**

As at the Quarter Ending June 30, 2023

FAR No. 1-A

Department : Department of Justice (DOJ)  
 Agency/Entity : Land Registration Authority  
 Operating Unit : < not applicable >  
 Organization Code (UACS) : 15 004 000000  
 Fund Cluster : 03 - Special Account - Locally Funded/Domestic Grants Fund  
 (e.g. UACS Fund Cluster: 01-Regular Agency Fund, 02-Foreign Assisted Projects Fund, 03-Special Account-Locally Funded/Domestic Grants Fund, and 04-Special Account-Foreign Assisted/Foreign Grants Fund)

X	Current Year Appropriations
	Supplemental Appropriations
	Continuing Appropriations

Particulars	UACS CODE	Appropriations			Allotments					Obligations				Disbursements				Balances					
		Authorized Appropriations	Adjustments (Transfer To/From, Modifications/Augmentations)	Adjusted Appropriations	Allotments Received	Adjustments (Reductions, Modifications/Augmentations)	Transfer To	Transfer From	Adjusted Allotments	1st Quarter Ending March 31	2nd Quarter Ending June 30	3rd Quarter Ending September 30	4th Quarter Ending December 31	Total	1st Quarter Ending March 31	2nd Quarter Ending June 30	3rd Quarter Ending September 30	4th Quarter Ending December 31	Total	Unreleased Appropriations	Unobligated Allotments	Unpaid Obligations (15-20)=(23+24)	
1	2	3	4	5=(3+4)	6	7	8	9	10=(8+9-7)	11	12	13	14	15=(11+12+13+14)	16	17	18	19	20=(16+17+18+19)	21=(5-10)	22=(10-15)	23	24
SUMMARY		570,205,000.00	0.00	570,205,000.00	570,205,000.00	0.00	0.00	0.00	570,205,000.00	332,866,861.76	73,729,236.03	0.00	0.00	406,596,097.79	35,330,947.47	66,058,308.35	0.00	0.00	101,389,255.82	0.00	163,608,902.21	3,179,302.45	302,027,539.52
B. AUTOMATIC APPROPRIATIONS		570,205,000.00	0.00	570,205,000.00	570,205,000.00	0.00	0.00	0.00	570,205,000.00	332,866,861.76	73,729,236.03	0.00	0.00	406,596,097.79	35,330,947.47	66,058,308.35	0.00	0.00	101,389,255.82	0.00	163,608,902.21	3,179,302.45	302,027,539.52
Special Accounts in the General Fund		570,205,000.00	0.00	570,205,000.00	570,205,000.00	0.00	0.00	0.00	570,205,000.00	332,866,861.76	73,729,236.03	0.00	0.00	406,596,097.79	35,330,947.47	66,058,308.35	0.00	0.00	101,389,255.82	0.00	163,608,902.21	3,179,302.45	302,027,539.52
Land Registration Authority		570,205,000.00	0.00	570,205,000.00	570,205,000.00	0.00	0.00	0.00	570,205,000.00	332,866,861.76	73,729,236.03	0.00	0.00	406,596,097.79	35,330,947.47	66,058,308.35	0.00	0.00	101,389,255.82	0.00	163,608,902.21	3,179,302.45	302,027,539.52
Traveling Expenses	5020100000	6,357,000.00	0.00	6,357,000.00	6,357,000.00	0.00	0.00	0.00	6,357,000.00	147,513.60	716,989.88	0.00	0.00	864,503.58	95,891.10	754,017.58	0.00	0.00	849,908.68	0.00	5,492,496.42	14,594.90	0.00
Traveling Expenses - Local	5020101000	6,357,000.00	0.00	6,357,000.00	6,357,000.00	0.00	0.00	0.00	6,357,000.00	147,513.60	716,989.88	0.00	0.00	864,503.58	95,891.10	754,017.58	0.00	0.00	849,908.68	0.00	5,492,496.42	14,594.90	0.00
Training and Scholarship Expenses	5020200000	14,869,000.00	(2,214,555.49)	12,654,444.51	14,869,000.00	(2,214,555.49)	0.00	0.00	12,654,444.51	2,962,946.18	1,296,092.57	0.00	0.00	4,259,038.75	2,683,559.11	1,431,895.42	0.00	0.00	4,115,454.53	0.00	8,395,405.76	143,584.22	0.00
Training Expenses	14,869,000.00	(2,214,555.49)	12,654,444.51	14,869,000.00	(2,214,555.49)	0.00	0.00	12,654,444.51	2,962,946.18	1,296,092.57	0.00	0.00	4,259,038.75	2,683,559.11	1,431,895.42	0.00	0.00	4,115,454.53	0.00	8,395,405.76	143,584.22	0.00	
ICT Training Expenses	5020201001	220,000.00	0.00	220,000.00	220,000.00	0.00	0.00	0.00	220,000.00	0.00	0.00	0.00	0.00	0.00	0.00	0.00	0.00	0.00	0.00	0.00	220,000.00	0.00	0.00
Training Expenses	5020201002	14,649,000.00	(2,214,555.49)	12,434,444.51	14,649,000.00	(2,214,555.49)	0.00	0.00	12,434,444.51	2,962,946.18	1,296,092.57	0.00	0.00	4,259,038.75	2,683,559.11	1,431,895.42	0.00	0.00	4,115,454.53	0.00	8,395,405.76	143,584.22	0.00
Supplies and Materials Expenses	5020300000	352,249,000.00	893,592.00	353,142,592.00	352,249,000.00	893,592.00	0.00	0.00	353,142,592.00	292,027,259.51	12,551,045.54	0.00	0.00	304,578,305.05	3,281,348.06	1,435,828.07	0.00	0.00	4,717,174.13	0.00	48,564,286.95	368,630.92	299,492,500.00
Office Supplies Expenses	5020301001	30,694,000.00	0.00	30,694,000.00	30,694,000.00	0.00	0.00	0.00	30,694,000.00	2,674,905.30	199,344.25	0.00	0.00	2,874,249.55	2,668,838.80	203,819.75	0.00	0.00	2,873,658.55	0.00	27,819,750.45	591.00	0.00
Office Supplies Expenses	5020301002	12,990,000.00	0.00	12,990,000.00	12,990,000.00	0.00	0.00	0.00	12,990,000.00	0.00	1,630.00	0.00	0.00	1,630.00	0.00	1,630.00	0.00	0.00	1,630.00	0.00	12,988,370.00	0.00	0.00
Accountable Forms Expenses	5020302000	311,114,000.00	0.00	311,114,000.00	311,114,000.00	0.00	0.00	0.00	311,114,000.00	2,674,905.30	197,714.25	0.00	0.00	2,872,619.55	2,669,838.80	202,189.75	0.00	0.00	2,872,028.55	0.00	14,831,380.45	591.00	0.00
Drugs and Medicines Expenses	5020307000	165,000.00	0.00	165,000.00	165,000.00	0.00	0.00	0.00	165,000.00	50,000.00	50,000.00	0.00	0.00	100,000.00	50,000.00	50,000.00	0.00	0.00	100,000.00	0.00	65,000.00	0.00	0.00
Medical, Dental and Laboratory Supplies	5020308000	5,988,000.00	0.00	5,988,000.00	5,988,000.00	0.00	0.00	0.00	5,988,000.00	11,437.80	31,588.20	0.00	0.00	43,026.00	10,163.35	32,862.65	0.00	0.00	43,026.00	0.00	5,944,974.00	0.00	0.00
Fuel, Oil and Lubricants Expenses	5020309000	1,439,000.00	0.00	1,439,000.00	1,439,000.00	0.00	0.00	0.00	1,439,000.00	494,788.41	789,086.86	0.00	0.00	1,283,875.27	371,288.41	845,476.94	0.00	0.00	1,216,765.35	0.00	155,124.73	67,109.92	0.00
Semi-Expendable Machinery and Equipment		0.00	778,494.00	778,494.00	0.00	778,494.00	0.00	0.00	778,494.00	14,494.00	784,000.00	0.00	0.00	778,494.00	14,494.00	0.00	0.00	0.00	14,494.00	0.00	299,000.00	0.00	465,000.00
Office Equipment	5020321002	0.00	764,000.00	764,000.00	0.00	764,000.00	0.00	0.00	764,000.00	0.00	764,000.00	0.00	0.00	764,000.00	0.00	0.00	0.00	0.00	0.00	0.00	299,000.00	0.00	465,000.00
Information and Communications Technology	5020321003	0.00	5,495.00	5,495.00	0.00	5,495.00	0.00	0.00	5,495.00	0.00	0.00	0.00	0.00	5,495.00	0.00	0.00	0.00	0.00	5,495.00	0.00	0.00	0.00	0.00
Communications Equipment	5020321007	0.00	8,999.00	8,999.00	0.00	8,999.00	0.00	0.00	8,999.00	0.00	0.00	0.00	0.00	8,999.00	0.00	0.00	0.00	0.00	8,999.00	0.00	0.00	0.00	0.00
Semi-Expendable Furniture, Fixtures and Books		0.00	115,098.00	115,098.00	0.00	115,098.00	0.00	0.00	115,098.00	0.00	115,098.00	0.00	0.00	115,098.00	0.00	2,598.00	0.00	0.00	2,598.00	0.00	0.00	0.00	112,500.00
Furniture and Fixtures	5020322001	0.00	115,098.00	115,098.00	0.00	115,098.00	0.00	0.00	115,098.00	0.00	115,098.00	0.00	0.00	115,098.00	0.00	2,598.00	0.00	0.00	2,598.00	0.00	0.00	0.00	112,500.00
Other Supplies and Materials Expenses	5020390000	2,849,000.00	0.00	2,849,000.00	2,849,000.00	0.00	0.00	0.00	2,849,000.00	178,914.00	285,328.23	0.00	0.00	464,242.23	162,843.50	299,468.73	0.00	0.00	462,312.23	0.00	2,384,757.77	1,930.00	0.00
Utility Expenses	5020400000	30,637,000.00	0.00	30,637,000.00	30,637,000.00	0.00	0.00	0.00	30,637,000.00	3,302,569.16	5,670,886.95	0.00	0.00	8,973,456.11	2,399,852.93	5,885,216.55	0.00	0.00	8,285,069.48	0.00	21,663,543.89	688,386.63	0.00
Water Expenses	5020401000	7,428,000.00	0.00	7,428,000.00	7,428,000.00	0.00	0.00	0.00	7,428,000.00	416,040.75	401,280.11	0.00	0.00	817,320.86	411,524.95	400,781.73	0.00	0.00	812,306.68	0.00	6,610,679.14	5,014.18	0.00
Electricity Expenses	5020402000	23,209,000.00	0.00	23,209,000.00	23,209,000.00	0.00	0.00	0.00	23,209,000.00	2,886,528.41	5,269,606.84	0.00	0.00	8,156,135.25	1,988,327.98	5,484,434.82	0.00	0.00	7,472,762.80	0.00	15,052,864.75	683,372.45	0.00
Communication Expenses	5020500000	13,752,000.00	(14,494.00)	13,737,506.00	13,752,000.00	(14,494.00)	0.00	0.00	13,737,506.00	1,347,180.02	2,529,667.13	0.00	0.00	3,876,847.15	1,094,442.27	2,731,318.98	0.00	0.00	3,825,761.25	0.00	9,860,658.85	51,085.90	0.00
Postage and Courier Services	5020501000	1,127,000.00	0.00	1,127,000.00	1,127,000.00	0.00	0.00	0.00	1,127,000.00	207,361.50	422,614.50	0.00	0.00	629,976.00	198,597.50	424,573.50	0.00	0.00	623,171.00	0.00	497,024.00	6,805.00	0.00
Telephone Expenses	5020502001	4,830,000.00	0.00	4,830,000.00	4,830,000.00	0.00	0.00	0.00	4,830,000.00	490,328.48	582,710.06	0.00	0.00	1,073,038.54	469,104.47	569,857.42	0.00	0.00	1,038,961.89	0.00	3,756,961.46	34,076.65	0.00
Mobile	5020502002	2,801,000.00	0.00	2,801,000.00	2,801,000.00	0.00	0.00	0.00	2,801,000.00	474,135.95	497,211.59	0.00	0.00	971,347.54	457,535.95	492,916.59	0.00	0.00	950,452.54	0.00	1,829,652.46	20,895.00	0.00
Landline	5020503000	2,029,000.00	0.00	2,029,000.00	2,029,000.00	0.00	0.00	0.00	2,029,000.00	16,192.53	85,498.47	0.00	0.00	101,691.00	11,568.52	76,940.83	0.00	0.00	88,509.35	0.00	1,927,309.00	13,181.65	0.00
Internet Subscription Expenses	5021000000	2,500,000.00	0.00	2,500,000.00	2,500,000.00	0.00	0.00	0.00	2,500,000.00	177,700.00	117,000.00	0.00	0.00	294,700.00	112,500.00	182,200.00	0.00	0.00	294,700.00	0.00	2,205,300.00	0.00	0.00
Confidential, Intelligence and Extraordinary	5021003000	2,500,000.00	0.00	2,500,000.00	2,500,000.00	0.00	0.00	0.00	2,500,000.00	177,700.00	117,000.00	0.00	0.00	294,700.00	112,500.00	182,200.00	0.00	0.00	294,70				



Department : Department of Justice (DOJ)  
 Agency/Entity : Land Registration Authority  
 Operating Unit : < not applicable >  
 Organization Code (UACS) : 15 004 0000000  
 Fund Cluster : 03 -Special Account - Locally Funded/Domestic Grants Fund  
 (e.g. UACS Fund Cluster: 01-Regular Agency Fund, 02-Foreign Assisted Projects Fund, 03-Special Account-Locally Funded/Domestic Grants Fund, and 04-Special Account-Foreign Assisted/Foreign Grants Fund)

X	Current Year Appropriations
	Supplemental Appropriations
	Continuing Appropriations

Particulars	UACS CODE	Appropriations			Allotments					Obligations				Total	Disbursements				Balances				
		Authorized Appropriations	Adjustments (Transfer To/From, Modifications/Augmentations)	Adjusted Appropriations	Allotments Received	Adjustments (Reductions, Modifications/Augmentations)	Transfer To	Transfer From	Adjusted Allotments	1st Quarter Ending March 31	2nd Quarter Ending June 30	3rd Quarter Ending September 30	4th Quarter Ending December 31		1st Quarter Ending March 31	2nd Quarter Ending June 30	3rd Quarter Ending September 30	4th Quarter Ending December 31	Total	Unreleased Appropriations	Unobligated Allotments	Unpaid Obligations (15-20)=(23+24)	
		3	4	5=(3+4)	6	7	8	9	10=[(6+)-(7)-8+9]	11	12	13	14		15=[11+12+13+14]	16	17	18	19	20=(16+17+18+19)	21=(5-10)	22=(10-15)	23
Office Equipment	5021305002	562,000.00	0.00	562,000.00	562,000.00	0.00	0.00	0.00	562,000.00	149,703.50	156,990.00	0.00	0.00	306,693.50	24,238.00	218,747.50	0.00	0.00	242,985.50	0.00	255,306.50	0.00	63,708.00
Information and Communication Technology	5021305003	999,000.00	0.00	999,000.00	999,000.00	0.00	0.00	0.00	999,000.00	2,000.00	325,000.00	0.00	0.00	327,000.00	2,000.00	0.00	0.00	0.00	2,000.00	0.00	672,000.00	325,000.00	0.00
Printing Equipment	5021305012	450,000.00	0.00	450,000.00	450,000.00	0.00	0.00	0.00	450,000.00	0.00	0.00	0.00	0.00	0.00	0.00	0.00	0.00	0.00	0.00	0.00	450,000.00	0.00	0.00
Repairs and Maintenance - Transportation		551,000.00	0.00	551,000.00	551,000.00	0.00	0.00	0.00	551,000.00	375,010.26	112,852.43	0.00	0.00	487,862.69	231,792.88	232,893.21	0.00	0.00	464,686.09	0.00	63,137.31	23,176.60	0.00
Motor Vehicles	5021306001	551,000.00	0.00	551,000.00	551,000.00	0.00	0.00	0.00	551,000.00	375,010.26	112,852.43	0.00	0.00	487,862.69	231,792.88	232,893.21	0.00	0.00	464,686.09	0.00	63,137.31	23,176.60	0.00
Repairs and Maintenance - Furniture and Fixtures		0.00	4,410.00	4,410.00	0.00	4,410.00	0.00	0.00	4,410.00	4,410.00	0.00	0.00	0.00	4,410.00	4,410.00	0.00	0.00	0.00	4,410.00	0.00	0.00	0.00	0.00
Repairs and Maintenance - Furniture and	5021307000	0.00	4,410.00	4,410.00	0.00	4,410.00	0.00	0.00	4,410.00	4,410.00	0.00	0.00	0.00	4,410.00	4,410.00	0.00	0.00	0.00	4,410.00	0.00	0.00	0.00	0.00
Taxes, Insurance Premiums and Other Fees	5021500000	3,806,000.00	2,963,909.03	6,769,909.03	3,806,000.00	2,963,909.03	0.00	0.00	6,769,909.03	5,364,153.23	1,355,085.80	0.00	0.00	6,719,239.03	4,703,178.23	1,915,816.43	0.00	0.00	6,618,994.66	0.00	50,670.00	100,244.37	0.00
Taxes, Duties and Licenses	5021501001	86,000.00	0.00	86,000.00	86,000.00	0.00	0.00	0.00	86,000.00	23,880.00	11,450.00	0.00	0.00	35,330.00	23,880.00	6,850.00	0.00	0.00	30,730.00	0.00	50,670.00	4,600.00	0.00
Fidelity Bond Premiums	5021502000	1,475,000.00	1,635,037.30	3,110,037.30	1,475,000.00	1,635,037.30	0.00	0.00	3,110,037.30	1,777,399.50	1,332,637.80	0.00	0.00	3,110,037.30	1,116,424.50	1,897,968.43	0.00	0.00	3,014,392.93	0.00	0.00	95,644.37	0.00
Insurance Expenses	5021503000	2,245,000.00	1,328,871.73	3,573,871.73	2,245,000.00	1,328,871.73	0.00	0.00	3,573,871.73	3,562,873.73	10,998.00	0.00	0.00	3,573,871.73	3,562,873.73	10,998.00	0.00	0.00	3,573,871.73	0.00	0.00	0.00	0.00
Other Maintenance and Operating Expenses	5029900000	20,272,000.00	2,854,389.58	23,126,389.58	20,272,000.00	2,854,389.58	0.00	0.00	23,126,389.58	8,004,664.26	8,192,700.82	0.00	0.00	16,197,364.88	4,524,988.07	10,130,563.84	0.00	0.00	14,655,551.91	0.00	6,929,024.70	392,217.45	1,149,595.52
Advertising Expenses	5029901000	209,000.00	309,179.20	518,179.20	209,000.00	309,179.20	0.00	0.00	518,179.20	210,672.00	307,507.20	0.00	0.00	518,179.20	0.00	210,672.00	0.00	0.00	210,672.00	0.00	0.00	307,507.20	0.00
Printing and Publication Expenses	5029902000	58,000.00	0.00	58,000.00	58,000.00	0.00	0.00	0.00	58,000.00	0.00	0.00	0.00	0.00	0.00	0.00	0.00	0.00	0.00	0.00	0.00	58,000.00	0.00	0.00
Representation Expenses	5029903000	3,079,000.00	(96,852.18)	2,982,147.82	3,079,000.00	(96,852.18)	0.00	0.00	2,982,147.82	335,755.50	289,024.50	0.00	0.00	624,780.00	308,462.50	258,282.25	0.00	0.00	564,744.75	0.00	2,357,367.82	60,035.25	0.00
Transportation and Delivery Expenses	5029904000	2,262,000.00	1,491,178.00	3,753,178.00	2,262,000.00	1,491,178.00	0.00	0.00	3,753,178.00	1,344,424.00	2,408,754.00	0.00	0.00	3,753,178.00	294,274.00	2,728,254.00	0.00	0.00	3,022,528.00	0.00	0.00	23,960.00	706,600.00
Rent/Lease Expenses		12,500,000.00	0.00	12,500,000.00	12,500,000.00	0.00	0.00	0.00	12,500,000.00	4,801,167.44	3,902,470.16	0.00	0.00	8,703,637.60	3,198,725.58	5,504,912.02	0.00	0.00	8,703,637.60	0.00	3,796,362.40	0.00	0.00
Rents - Building and Structures	5029905001	12,500,000.00	0.00	12,500,000.00	12,500,000.00	0.00	0.00	0.00	12,500,000.00	4,801,167.44	3,902,470.16	0.00	0.00	8,703,637.60	3,198,725.58	5,504,912.02	0.00	0.00	8,703,637.60	0.00	3,796,362.40	0.00	0.00
Subscription Expenses		1,873,000.00	(182,200.00)	1,690,800.00	1,873,000.00	(182,200.00)	0.00	0.00	1,690,800.00	7,800.00	965,705.52	0.00	0.00	973,505.52	7,800.00	5,504,912.02	0.00	0.00	530,800.00	0.00	717,294.48	0.00	442,905.52
ICT Software Subscription	5029907001	1,392,000.00	0.00	1,392,000.00	1,392,000.00	0.00	0.00	0.00	1,392,000.00	0.00	965,705.52	0.00	0.00	965,705.52	0.00	5,504,912.02	0.00	0.00	522,800.00	0.00	426,294.48	0.00	442,905.52
Other Subscription Expenses	5029907099	481,000.00	(182,200.00)	298,800.00	481,000.00	(182,200.00)	0.00	0.00	298,800.00	7,800.00	0.00	0.00	0.00	7,800.00	0.00	0.00	0.00	0.00	522,800.00	0.00	291,000.00	0.00	0.00
Other Maintenance and Operating Expenses	5029999099	291,000.00	1,333,084.56	1,624,084.56	291,000.00	1,333,084.56	0.00	0.00	1,624,084.56	1,304,845.32	319,239.24	0.00	0.00	1,624,084.56	717,725.99	905,643.57	0.00	0.00	1,623,369.56	0.00	0.00	715.00	0.00
<b>GRAND TOTAL</b>		<b>570,205,000.00</b>	<b>0.00</b>	<b>570,205,000.00</b>	<b>570,205,000.00</b>	<b>0.00</b>	<b>0.00</b>	<b>0.00</b>	<b>570,205,000.00</b>	<b>332,866,861.76</b>	<b>73,729,236.03</b>	<b>0.00</b>	<b>0.00</b>	<b>406,596,097.79</b>	<b>35,330,947.47</b>	<b>66,058,308.35</b>	<b>0.00</b>	<b>0.00</b>	<b>101,389,255.82</b>	<b>0.00</b>	<b>163,608,902.21</b>	<b>3,179,302.45</b>	<b>302,627,539.52</b>

Certified Correct:

MA. TERESA P. YANCHA  
 Chief, Budget Division

Date: \_\_\_\_\_

Certified Correct:

JAIRUS M. CABUSI  
 Chief Accountant

Date: \_\_\_\_\_

Approved By:

GERARDO PANGA SIRIOS  
 Administrator

Date: \_\_\_\_\_




List of Allotments and Sub-Allotments  
As at the quarter ending June 30, 2023

Department : Department of Justice (DOJ)  
Agency/Entity : Land Registration Authority  
Operating Unit : < not applicable >  
Organization Code (UACS) : 15 004 0000000  
Fund Cluster : 01 Regular Agency Fund

X	Current Year Appropriations
	Supplemental Appropriations
	Continuing Appropriations


(e.g. UACS Fund Cluster: 01-Regular Agency Fund, 02-Foreign Assisted Projects Fund, 03-Special Account-Locally Funded/Domestic Grants Fund, and 04-Special Account-Foreign Assisted/Foreign Grants Fund)

Allotments/Sub-Allotments Reference			Funding Source		Allotments/Sub-Allotments received from CO/ROs/OU					Sub-Allotments to ROs/OU					Total Allotments/Net of Sub-allotments				
No.	Number	Date	Description	UACS Code	PS	MOOE	FinEx	CO	Sub-Total	PS	MOOE	FinEx	CO	TOTAL	PS	MOOE	FinEx	CO	TOTAL
1	2	3	4	5	6	7	8	9	10=(6+7+8+9)	11	12	13	14	15=	16=(6+11)	17=(7+12)	18=(8+13)	19=(9+14)	20=
<b>A. Allotments received from DBM</b>																			
1	GAA Items released through GAA as Allotment Order per Annex A of NBC No. 590	2023-01-03	Specific Budgets of National Government Agencies	101101	1,177,833,000.00	92,130,000.00	0.00	0.00	1,269,963,000.00	0.00	0.00	0.00	0.00	0.00	1,177,833,000.00	92,130,000.00	0.00	0.00	1,269,963,000.00
2	Items For Release through GARO per Annex C of NBC No. 590	2023-01-11	Retirement and Life Insurance Premiums	104102	92,794,000.00	0.00	0.00	0.00	92,794,000.00	0.00	0.00	0.00	0.00	0.00	92,794,000.00	0.00	0.00	0.00	92,794,000.00
3	SARO-BMB-D-23-0012649	2023-01-17	Pension and Gratuity Fund	101407	551,888.00	0.00	0.00	0.00	551,888.00	0.00	0.00	0.00	0.00	0.00	551,888.00	0.00	0.00	0.00	551,888.00
4	SARO-BMB-D-23-0012763	2023-01-26	Pension and Gratuity Fund	101407	5,554,116.00	0.00	0.00	0.00	5,554,116.00	0.00	0.00	0.00	0.00	0.00	5,554,116.00	0.00	0.00	0.00	5,554,116.00
5	SARO-BMB-D-23-0012848	2023-02-03	Pension and Gratuity Fund	101407	1,328,371.00	0.00	0.00	0.00	1,328,371.00	0.00	0.00	0.00	0.00	0.00	1,328,371.00	0.00	0.00	0.00	1,328,371.00
6	SARO-BMB-D-23-0013339	2023-02-21	Pension and Gratuity Fund	101407	2,090,495.00	0.00	0.00	0.00	2,090,495.00	0.00	0.00	0.00	0.00	0.00	2,090,495.00	0.00	0.00	0.00	2,090,495.00
7	SARO-BMB-D-23-0013544	2023-03-02	Pension and Gratuity Fund	101407	1,751,474.00	0.00	0.00	0.00	1,751,474.00	0.00	0.00	0.00	0.00	0.00	1,751,474.00	0.00	0.00	0.00	1,751,474.00
8	SARO-BMB-D-23-0014413	2023-03-15	Pension and Gratuity Fund	101407	3,227,914.00	0.00	0.00	0.00	3,227,914.00	0.00	0.00	0.00	0.00	0.00	3,227,914.00	0.00	0.00	0.00	3,227,914.00
9	SARO-BMB-D-23-0015375	2023-03-29	Pension and Gratuity Fund	101407	551,888.00	0.00	0.00	0.00	551,888.00	0.00	0.00	0.00	0.00	0.00	551,888.00	0.00	0.00	0.00	551,888.00
10	SARO-BMB-D-23-0015799	2023-04-12	Pension and Gratuity Fund	101407	425,569.00	0.00	0.00	0.00	425,569.00	0.00	0.00	0.00	0.00	0.00	425,569.00	0.00	0.00	0.00	425,569.00
11	SARO-BMB-D-23-0016559	2023-05-04	Pension and Gratuity Fund	101407	1,068,937.00	0.00	0.00	0.00	1,068,937.00	0.00	0.00	0.00	0.00	0.00	1,068,937.00	0.00	0.00	0.00	1,068,937.00
12	SARO-BMB-D-23-0016859	2023-05-12	Pension and Gratuity Fund	101407	483,012.00	0.00	0.00	0.00	483,012.00	0.00	0.00	0.00	0.00	0.00	483,012.00	0.00	0.00	0.00	483,012.00
13	SARO-BMB-D-23-0016924	2023-05-15	Miscellaneous Personnel Benefits Fund	101406	28,029,938.00	0.00	0.00	0.00	28,029,938.00	0.00	0.00	0.00	0.00	0.00	28,029,938.00	0.00	0.00	0.00	28,029,938.00
14	SARO-BMB-D-23-0017793	2023-06-01	Pension and Gratuity Fund	101407	1,988,045.00	0.00	0.00	0.00	1,988,045.00	0.00	0.00	0.00	0.00	0.00	1,988,045.00	0.00	0.00	0.00	1,988,045.00
15	SARO-BMB-D-23-0017943	2023-06-02	Miscellaneous Personnel Benefits Fund	101406	206,005.00	0.00	0.00	0.00	206,005.00	0.00	0.00	0.00	0.00	0.00	206,005.00	0.00	0.00	0.00	206,005.00
16	SARO-BMB-D-23-0018992	2023-06-27	Pension and Gratuity Fund	101407	551,888.00	0.00	0.00	0.00	551,888.00	0.00	0.00	0.00	0.00	0.00	551,888.00	0.00	0.00	0.00	551,888.00
	<b>Sub-Total</b>				<b>1,318,436,540.00</b>	<b>92,130,000.00</b>	<b>0.00</b>	<b>0.00</b>	<b>1,410,566,540.00</b>	<b>0.00</b>	<b>0.00</b>	<b>0.00</b>	<b>0.00</b>	<b>0.00</b>	<b>1,318,436,540.00</b>	<b>92,130,000.00</b>	<b>0.00</b>	<b>0.00</b>	<b>1,410,566,540.00</b>
<b>B. Sub-allotments received from Central Office/Regional Office</b>																			
					0.00	0.00	0.00	0.00	0.00	0.00	0.00	0.00	0.00	0.00	0.00	0.00	0.00	0.00	0.00
	<b>Sub-Total</b>				0.00	0.00	0.00	0.00	0.00	0.00	0.00	0.00	0.00	0.00	0.00	0.00	0.00	0.00	0.00
<b>Total Allotments</b>					<b>1,318,436,540.00</b>	<b>92,130,000.00</b>	<b>0.00</b>	<b>0.00</b>	<b>1,410,566,540.00</b>	<b>0.00</b>	<b>0.00</b>	<b>0.00</b>	<b>0.00</b>	<b>0.00</b>	<b>1,318,436,540.00</b>	<b>92,130,000.00</b>	<b>0.00</b>	<b>0.00</b>	<b>1,410,566,540.00</b>
Summary by Funding Source Code:																			
Specific Budgets of National Government Agencies				101101	1,177,833,000.00	92,130,000.00	0.00	0.00	1,269,963,000.00	0.00	0.00	0.00	0.00	0.00	1,177,833,000.00	92,130,000.00	0.00	0.00	1,269,963,000.00
Miscellaneous Personnel Benefits Fund				101406	28,235,943.00	0.00	0.00	0.00	28,235,943.00	0.00	0.00	0.00	0.00	0.00	28,235,943.00	0.00	0.00	0.00	28,235,943.00
Pension and Gratuity Fund				101407	19,573,597.00	0.00	0.00	0.00	19,573,597.00	0.00	0.00	0.00	0.00	0.00	19,573,597.00	0.00	0.00	0.00	19,573,597.00
Retirement and Life Insurance Premiums				104102	92,794,000.00	0.00	0.00	0.00	92,794,000.00	0.00	0.00	0.00	0.00	0.00	92,794,000.00	0.00	0.00	0.00	92,794,000.00

Certified Correct:  
  
MA. TERESA P. YANCHA  
Chief, Budget Division

  
JAIRUS M. CABUSI  
Chief, Accounting Division

Recommending Approval:  
  
ARMANDO M. DE LEON  
Director II, Financial Service

Approved By:  
  
GERARDO PANGA SIRIOS  
Administrator



**List of Allotments and Sub-Allotments  
As at the quarter ending June 30, 2023**

Department : Department of Justice (DOJ)  
 Agency/Entity : Land Registration Authority  
 Operating Unit : < not applicable >  
 Organization Code (UACS) : 15 004 0000000  
 Fund Cluster : 03 Special Account - Locally Funded/Domestic Grants Fund  
 (e.g. UACS Fund Cluster: 01-Regular Agency Fund, 02-Foreign Assisted Projects Fund, 03-Special Account-Locally Funded/Domestic Grants Fund, and 04-Special Account-Foreign Assisted/Foreign Grants Fund)


X	Current Year Appropriations
	Supplemental Appropriations
	Continuing Appropriations

Allotments/Sub-Allotments Reference			Funding Source		Allotments/Sub-Allotments received from CO/ROs/OUS					Sub-Allotments to ROs/OUS					Total Allotments/Net of Sub-allotments				
No.	Number	Date	Description	UACS Code	PS	MOOE	FinEx	CO	Sub-Total	PS	MOOE	FinEx	CO	TOTAL	PS	MOOE	FinEx	CO	TOTAL
1	2	3	4	5	6	7	8	9	10=(6+7+8+9)	11	12	13	14	15=	16=(6+11)	17=(7+12)	18=(8+13)	19=(9+14)	20=
<b>A. Allotments received from DBM</b>																			
1	SARO-BMB-D-23-0012646	2023-01-17	Land Registration Authority	104352		570,205,000.00			570,205,000.00							570,205,000.00			570,205,000.00
	<b>Sub-Total</b>					570,205,000.00			570,205,000.00							570,205,000.00			570,205,000.00
<b>B. Sub-allotments received from Central Office/Regional Office</b>																			
	<b>Sub-Total</b>																		
<b>Total Allotments</b>						570,205,000.00			570,205,000.00							570,205,000.00			570,205,000.00
<b>Summary by Funding Source Code:</b>																			
	Land Registration Authority			104352		570,205,000.00			570,205,000.00							570,205,000.00			570,205,000.00

Certified Correct:

  
 MA. TERESA P. YANCHA  
 Chief, Budget Division

Certified Correct:

  
 JAIRUS M. CABUSI  
 Chief, Accounting Division

Recommending Approval:

  
 ARMANDO M. DE LEON  
 Director II, Financial Service

Approved:

  
 GERARDO PANGA SIRIOS  
 Administrator




**QUARTERLY REPORT OF REVENUE AND OTHER RECEIPTS**  
As at the Quarter Ending June 30, 2023

Department : Department of Justice (DOJ)  
 Agency/Entity : Land Registration Authority  
 Operating Unit : < not applicable >  
 Organization Code (UACS) : 15 004 0000000  
 Fund Cluster : 01 - Regular Agency Fund

Classification/Sources of Revenue and Other Receipts	UACS CODE	REVENUE TARGET (Annual) per BESF	Actual Revenue and Other Receipts Collections					Cumulative Remittance/Deposits to Date			Variance		Remarks
			1st Quarter Ending March 31	2nd Quarter Ending June 30	3rd Quarter Ending September 30	4th Quarter Ending December 31	Total	Remittance to BTr	Deposited with AGDB	Total	Amount	%	
1	2	3	4	5	6	7	8=[(6+(-)7)-8+9]	9	10	11=(9+10)	12=(8-3)	13=(12/3)	14
Regular Agency Fund		7,457,611,000.00	2,100,306,023.00	2,146,315,401.55	0.00	0.00	4,246,621,424.55	0.00	4,228,130,464.55	4,228,130,464.55	(3,210,989,575.45)	-43%	
Revenue Collections		7,457,611,000.00	2,100,306,023.00	2,146,315,401.55	0.00	0.00	4,246,621,424.55	0.00	4,228,130,464.55	4,228,130,464.55	(3,210,989,575.45)	-43%	
Cash Revenue		7,457,611,000.00	2,100,306,023.00	2,146,315,401.55	0.00	0.00	4,246,621,424.55	0.00	4,228,130,464.55	4,228,130,464.55	(3,210,989,575.45)	-43%	
Non-Tax		7,457,611,000.00	2,100,306,023.00	2,146,315,401.55	0.00	0.00	4,246,621,424.55	0.00	4,228,130,464.55	4,228,130,464.55	(3,210,989,575.45)	-43%	
Registration Fees	4020102000	7,457,611,000.00	2,100,306,023.00	2,146,315,401.55	0.00	0.00	4,246,621,424.55	0.00	4,228,130,464.55	4,228,130,464.55	(3,210,989,575.45)	-43%	
<b>GRAND TOTAL</b>		<b>7,457,611,000.00</b>	<b>2,100,306,023.00</b>	<b>2,146,315,401.55</b>	<b>0.00</b>	<b>0.00</b>	<b>4,246,621,424.55</b>	<b>0.00</b>	<b>4,228,130,464.55</b>	<b>4,228,130,464.55</b>	<b>(3,210,989,575.45)</b>	<b>-43%</b>	

Certified Correct:

  
**JARUS M. CABUSI**  
 Chief, Accountant

Date:

Approved By:

  
**GERARDO PANGA SIRIOS**  
 Administrator

Date:



**QUARTERLY REPORT OF REVENUE AND OTHER RECEIPTS**  
As at the Quarter Ending June 30, 2023

Department : Department of Justice (DOJ)  
 Agency/Entity : Land Registration Authority  
 Operating Unit : < not applicable >  
 Organization Code (UACS) : 15 004 0000000  
 Fund Cluster : 03 - Special Account - Locally Funded/Domestic Grants Fund

Classification/Sources of Revenue and Other Receipts	UACS CODE	REVENUE TARGET (Annual) per BESF	Actual Revenue and Other Receipts Collections					Cumulative Remittance/Deposits to Date			Variance		Remarks
			1st Quarter Ending March 31	2nd Quarter Ending June 30	3rd Quarter Ending September 30	4th Quarter Ending December 31	Total	Remittance to BTr	Deposited with AGDB	Total	Amount	%	
1	2	3	4	5	6	7	8=[(6+(-17))-8+9]	9	10	11=(9+10)	12=(8-3)	13=(12/3)	14
<b>Special Account - Locally Funded/Domestic Grants Fund</b>		1,864,403,000.00	521,816,498.00	540,206,156.97	0.00	0.00	1,062,022,654.97	0.00	1,019,743,043.46	1,019,743,043.46	(802,380,345.03)		-43%
Revenue Collections		1,864,403,000.00	521,816,498.00	540,206,156.97	0.00	0.00	1,062,022,654.97	0.00	1,019,743,043.46	1,019,743,043.46	(802,380,345.03)		-43%
Cash Revenue		1,864,403,000.00	521,816,498.00	540,206,156.97	0.00	0.00	1,062,022,654.97	0.00	1,019,743,043.46	1,019,743,043.46	(802,380,345.03)		-43%
Non-Tax		1,864,403,000.00	521,816,498.00	540,206,156.97	0.00	0.00	1,062,022,654.97	0.00	1,019,743,043.46	1,019,743,043.46	(802,380,345.03)		-43%
Registration Fees	4020102000	1,864,403,000.00	521,816,498.00	540,206,156.97	0.00	0.00	1,062,022,654.97	0.00	1,019,743,043.46	1,019,743,043.46	(802,380,345.03)		-43%
<b>GRAND TOTAL</b>		1,864,403,000.00	521,816,498.00	540,206,156.97	0.00	0.00	1,062,022,654.97	0.00	1,019,743,043.46	1,019,743,043.46	(802,380,345.03)		-43%

Certified Correct:

  
**JAIUS M. CABUSI**  
 Chief, Accountant

Date:

Approved By:

  
**GERARDO PANGA SIRIOS**  
 Administrator

Date: