



STATEMENT OF APPROPRIATIONS, ALLOTMENTS, OBLIGATIONS, DISBURSEMENTS AND BALANCES
As at the Quarter Ending June 30, 2025



Department : Department of Justice (DOJ)
 Agency/Entity : Land Registration Authority
 Operating Unit : < not applicable >
 Organization Code (UACS) : 15 004 0000000
 Fund Cluster : 01 - Regular Agency Fund

(e.g. UACS Fund Cluster: 01-Regular Agency Fund, 02-Foreign Assisted Projects Fund, 03-Special Account-Locally Funded/Domestic Grants Fund, and 04-Special Account-Foreign Assisted/Foreign Grants Fund)

Particulars	UACS CODE	Appropriations			Allotments			Current Year Obligations				Current Year Disbursements				Balances							
		Authorized Appropriations	Adjustments (Transfer To/From, Modifications/ Augmentations)	Adjusted Appropriations	Allotments Received	Adjustments (Reductions, Modifications/ Augmentations)	Transfer To	Transfer From	Adjusted Allotments	1st Quarter Ending March 31	2nd Quarter Ending June 30	Quarter Ending September	Quarter Ending December	Total	1st Quarter Ending March 31	2nd Quarter Ending June 30	Quarter Ending September	Quarter Ending December	Total	Unreleased Appropriations	Unobligated Allotments	Unpaid Obligations (15-20)-(23+24)	
1	2	3	4	5=(3+4)	6	7	8	9	10=[(6+(-7))-8+9]	11	12	13	14	15=[(11+12+13+14)]	16	17	18	19	20=[(16+17+18+19)]	21	22	23	24
I. Agency Specific Budget		1,239,422,000.00	0.00	1,239,422,000.00	1,239,422,000.00	0.00	0.00	0.00	1,239,422,000.00	257,620,732.13	359,188,290.76	0.00	0.00	616,809,022.89	254,585,760.61	277,836,799.25	0.00	0.00	532,422,559.86	0.00	622,612,977.11	84,386,463.03	0.00
General Administration and Support	10000000000000	157,046,000.00	(311,175.60)	156,734,824.40	157,046,000.00	(311,175.60)	0.00	0.00	156,734,824.40	17,078,417.45	15,404,744.92	0.00	0.00	32,483,162.37	15,909,427.74	15,811,705.89	0.00	0.00	31,721,133.63	0.00	124,251,662.03	762,028.74	0.00
General Management and Supervision	100000100001000	116,809,000.00	0.00	116,809,000.00	116,809,000.00	0.00	0.00	0.00	116,809,000.00	15,720,094.92	10,275,634.56	0.00	0.00	25,995,729.48	14,836,575.01	10,955,154.47	0.00	0.00	25,793,729.48	0.00	90,813,270.52	202,000.00	0.00
PS		116,809,000.00	0.00	116,809,000.00	116,809,000.00	0.00	0.00	0.00	116,809,000.00	15,720,094.92	10,275,634.56	0.00	0.00	25,995,729.48	14,836,575.01	10,955,154.47	0.00	0.00	25,793,729.48	0.00	90,813,270.52	202,000.00	0.00
Administration of Personnel Benefits	100000100002000	40,237,000.00	(311,175.60)	39,925,824.40	40,237,000.00	(311,175.60)	0.00	0.00	39,925,824.40	1,358,322.53	5,129,110.36	0.00	0.00	6,487,432.89	1,070,852.73	4,856,551.42	0.00	0.00	5,927,404.15	0.00	33,438,391.51	560,028.74	0.00
PS		40,237,000.00	(311,175.60)	39,925,824.40	40,237,000.00	(311,175.60)	0.00	0.00	39,925,824.40	1,358,322.53	5,129,110.36	0.00	0.00	6,487,432.89	1,070,852.73	4,856,551.42	0.00	0.00	5,927,404.15	0.00	33,438,391.51	560,028.74	0.00
Sub-Total, General Administration and Support		157,046,000.00	(311,175.60)	156,734,824.40	157,046,000.00	(311,175.60)	0.00	0.00	156,734,824.40	17,078,417.45	15,404,744.92	0.00	0.00	32,483,162.37	15,909,427.74	15,811,705.89	0.00	0.00	31,721,133.63	0.00	124,251,662.03	762,028.74	0.00
PS		157,046,000.00	(311,175.60)	156,734,824.40	157,046,000.00	(311,175.60)	0.00	0.00	156,734,824.40	17,078,417.45	15,404,744.92	0.00	0.00	32,483,162.37	15,909,427.74	15,811,705.89	0.00	0.00	31,721,133.63	0.00	124,251,662.03	762,028.74	0.00
Support to Operations	20000000000000	44,235,000.00	0.00	44,235,000.00	44,235,000.00	0.00	0.00	0.00	44,235,000.00	11,486,771.06	4,025,015.05	0.00	0.00	15,511,786.11	11,241,771.06	4,104,015.05	0.00	0.00	15,345,786.11	0.00	28,723,213.89	166,000.00	0.00
Statistical Services	200000100001000	8,000,000.00	0.00	8,000,000.00	8,000,000.00	0.00	0.00	0.00	8,000,000.00	480,342.68	578,940.68	0.00	0.00	1,059,283.36	486,342.68	584,940.68	0.00	0.00	1,051,283.36	0.00	6,940,716.64	8,000.00	0.00
PS		8,000,000.00	0.00	8,000,000.00	8,000,000.00	0.00	0.00	0.00	8,000,000.00	480,342.68	578,940.68	0.00	0.00	1,059,283.36	486,342.68	584,940.68	0.00	0.00	1,051,283.36	0.00	6,940,716.64	8,000.00	0.00
Information Systems Development and Maintenance	200000100002000	12,723,000.00	0.00	12,723,000.00	12,723,000.00	0.00	0.00	0.00	12,723,000.00	3,195,770.08	1,162,125.60	0.00	0.00	4,357,895.68	3,146,770.08	1,171,125.60	0.00	0.00	4,317,895.68	0.00	8,365,104.32	40,000.00	0.00
PS		12,723,000.00	0.00	12,723,000.00	12,723,000.00	0.00	0.00	0.00	12,723,000.00	3,195,770.08	1,162,125.60	0.00	0.00	4,357,895.68	3,146,770.08	1,171,125.60	0.00	0.00	4,317,895.68	0.00	8,365,104.32	40,000.00	0.00
Legal Services	200000100003000	23,512,000.00	0.00	23,512,000.00	23,512,000.00	0.00	0.00	0.00	23,512,000.00	7,810,658.30	2,283,948.77	0.00	0.00	10,094,607.07	7,628,658.30	2,347,948.77	0.00	0.00	9,976,607.07	0.00	13,417,392.93	118,000.00	0.00
PS		23,512,000.00	0.00	23,512,000.00	23,512,000.00	0.00	0.00	0.00	23,512,000.00	7,810,658.30	2,283,948.77	0.00	0.00	10,094,607.07	7,628,658.30	2,347,948.77	0.00	0.00	9,976,607.07	0.00	13,417,392.93	118,000.00	0.00
Sub-Total, Support to Operations		44,235,000.00	0.00	44,235,000.00	44,235,000.00	0.00	0.00	0.00	44,235,000.00	11,486,771.06	4,025,015.05	0.00	0.00	15,511,786.11	11,241,771.06	4,104,015.05	0.00	0.00	15,345,786.11	0.00	28,723,213.89	166,000.00	0.00
PS		44,235,000.00	0.00	44,235,000.00	44,235,000.00	0.00	0.00	0.00	44,235,000.00	11,486,771.06	4,025,015.05	0.00	0.00	15,511,786.11	11,241,771.06	4,104,015.05	0.00	0.00	15,345,786.11	0.00	28,723,213.89	166,000.00	0.00
Operations	3000000000000000	1,038,141,000.00	311,175.60	1,038,452,175.60	1,038,141,000.00	311,175.60	0.00	0.00	1,038,452,175.60	229,055,543.62	339,758,530.79	0.00	0.00	568,814,074.41	227,434,561.81	257,921,078.31	0.00	0.00	485,355,640.12	0.00	469,638,101.19	83,458,434.29	0.00
OO: Land Registration Services Effectively Delivered		1,038,141,000.00	311,175.60	1,038,452,175.60	1,038,141,000.00	311,175.60	0.00	0.00	1,038,452,175.60	229,055,543.62	339,758,530.79	0.00	0.00	568,814,074.41	227,434,561.81	257,921,078.31	0.00	0.00	485,355,640.12	0.00	469,638,101.19	83,458,434.29	0.00
LAND TITLING AND REGISTRATION PROGRAM		1,038,141,000.00	311,175.60	1,038,452,175.60	1,038,141,000.00	311,175.60	0.00	0.00	1,038,452,175.60	229,055,543.62	339,758,530.79	0.00	0.00	568,814,074.41	227,434,561.81	257,921,078.31	0.00	0.00	485,355,640.12	0.00	469,638,101.19	83,458,434.29	0.00
Issuance of Registration Decees and Certificates of Title	310100100001000	316,163,000.00	0.00	316,163,000.00	316,163,000.00	0.00	0.00	0.00	316,163,000.00	75,716,137.89	100,438,755.82	0.00	0.00	176,152,893.71	74,514,137.89	83,668,852.82	0.00	0.00	158,180,990.71	0.00	140,010,106.29	17,971,903.00	0.00
PS		316,163,000.00	0.00	316,163,000.00	316,163,000.00	0.00	0.00	0.00	316,163,000.00	75,716,137.89	100,438,755.82	0.00	0.00	176,152,893.71	74,514,137.89	83,668,852.82	0.00	0.00	158,180,990.71	0.00	140,010,106.29	17,971,903.00	0.00
Registration of Voluntary and Involuntary Deeds / Instruments	310100100002000	538,656,000.00	0.00	538,656,000.00	538,656,000.00	0.00	0.00	0.00	538,656,000.00	122,855,693.17	203,451,828.38	0.00	0.00	326,307,521.55	122,525,838.04	165,059,097.90	0.00	0.00	287,584,935.94	0.00	212,348,478.45	38,722,585.61	0.00
PS		538,656,000.00	0.00	538,656,000.00	538,656,000.00	0.00	0.00	0.00	538,656,000.00	122,855,693.17	203,451,828.38	0.00	0.00	326,307,521.55	122,525,838.04	165,059,097.90	0.00	0.00	287,584,935.94	0.00	212,348,478.45	38,722,585.61	0.00
Registration of CLOAs and Other Land Patents Pursuant to the Comprehensive Agrarian Reform Program	310100100003000	183,322,000.00	311,175.60	183,633,175.60	183,322,000.00	311,175.60	0.00	0.00	183,633,175.60	30,483,712.56	35,869,946.59	0.00	0.00	66,353,659.15	30,394,585.88	8,195,127.59	0.00	0.00	39,589,713.47	0.00	117,279,516.45	28,763,945.68	0.00
PS		90,766,000.00	311,175.60	91,077,175.60	90,766,000.00	311,175.60	0.00	0.00	91,077,175.60	18,415,592.41	28,505,885.15	0.00	0.00	45,921,477.56	19,401,818.87	311,175.60	0.00	0.00	19,712,994.47	0.00	45,155,698.04	28,208,463.09	0.00
MOOE		92,556,000.00	0.00	92,556,000.00	92,556,000.00	0.00	0.00	0.00	92,556,000.00	11,068,120.15	9,364,061.44	0.00	0.00	20,432,181.59	10,992,767.01	8,883,951.99	0.00	0.00	19,876,719.00	0.00	72,123,818.41	555,462.59	0.00
Sub-Total, Operations		1,038,141,000.00	311,175.60	1,038,452,175.60	1,038,141,000.00	311,175.60	0.00	0.00	1,038,452,175.60	229,055,543.62	339,758,530.79	0.00	0.00	568,814,074.41	227,434,561.81	257,921,078.31	0.00	0.00	485,355,640.12	0.00	469,638,101.19	83,458,434.29	0.00
PS		945,585,000.00	311,175.60	945,896,175.60	945,585,000.00	311,175.60	0.00	0.00	945,896,175.60	217,987,423.47	330,394,469.35	0.00	0.00	548,381,892.82	218,441,794.80	249,037,126.32	0.00	0.00	465,478,921.12	0.00	387,514,282.78	82,902,971.70	0.00
MOOE		92,556,000.00	0.00	92,556,000.00	92,556,000.00	0.00	0.00	0.00	92,556,000.00	11,068,120.15	9,364,061.44	0.00	0.00	20,432,181.59	10,992,767.01	8,883,951.99	0.00	0.00	19,876,719.00	0.00	72,123,818.41	555,462.59	0.00
Sub-Total, I. Agency Specific Budget		1,239,422,000.00	0.00	1,239,422,000.00	1,239,422,000.00	0.00	0.00	0.00	1,239,422,000.00	257,620,732.13	359,188,290.76	0.00	0.00	616,809,022.89	254,585,760.61	277,836,799.25	0.00	0.00	532,422,559.86	0.00	622,612,977.11	84,386,463.03	0.00
PS		1,146,866,000.00	0.00	1,146,																			

Particulars	UACS CODE	Appropriations			Allotments					Current Year Obligations					Current Year Disbursements					Balances			
		Authorized Appropriations	Adjustments (Transfer To/From, Modifications/)	Adjusted Appropriations	Allotments Received	Adjustments (Reductions, Modifications/ Augmentations/)	Transfer To	Transfer From	Adjusted Allotments	1st Quarter Ending March 31	2nd Quarter Ending June 30	3rd Quarter Endin	4th Quarter Endin	Total	1st Quarter Ending March 31	2nd Quarter Ending June 30	3rd Quarter Endin	4th Quarter Endin	Total	Unreleased Appropriatio	Unobligated Allotments	Unpaid Obligations (15-20)=(23+24)	
1	2	3	4	5=(3+4)	6	7	8	9	10=[(6+)-(7)-8+9]	11	12	13	14	15=[(11+12+13+14)]	16	17	18	19	20=[(16+17+18+19)]	21	22	23	24
Sub-total, General Administration and Support		9,714,000.00	8,262,000.00	17,976,000.00	17,976,000.00	0.00	0.00	0.00	17,976,000.00	1,498,770.30	1,540,851.84	0.00	0.00	3,039,622.14	1,498,770.30	1,540,851.84	0.00	0.00	3,039,622.14	0.00	14,936,377.86	0.00	0.00
PS		8,714,000.00	8,262,000.00	17,976,000.00	17,976,000.00	0.00	0.00	0.00	17,976,000.00	1,498,770.30	1,540,851.84	0.00	0.00	3,039,622.14	1,498,770.30	1,540,851.84	0.00	0.00	3,039,622.14	0.00	14,936,377.86	0.00	0.00
Support to Operations	20000000000000	4,048,000.00	0.00	4,048,000.00	4,048,000.00	0.00	0.00	0.00	4,048,000.00	1,237,610.40	1,242,362.76	0.00	0.00	2,479,973.16	1,237,610.40	1,242,362.76	0.00	0.00	2,479,973.16	0.00	1,569,026.84	0.00	0.00
Statistical Services	200000100001000	736,000.00	0.00	736,000.00	736,000.00	0.00	0.00	0.00	736,000.00	50,448.24	52,035.12	0.00	0.00	102,483.36	50,448.24	52,035.12	0.00	0.00	102,483.36	0.00	633,516.64	0.00	0.00
Information Systems Development and Maintenance	200000100002000	736,000.00	0.00	736,000.00	736,000.00	0.00	0.00	0.00	736,000.00	50,448.24	52,035.12	0.00	0.00	102,483.36	50,448.24	52,035.12	0.00	0.00	102,483.36	0.00	633,516.64	0.00	0.00
PS		1,189,000.00	0.00	1,189,000.00	1,189,000.00	0.00	0.00	0.00	1,189,000.00	353,026.44	364,477.32	0.00	0.00	717,503.76	353,026.44	364,477.32	0.00	0.00	717,503.76	0.00	471,496.24	0.00	0.00
Legal Services	200000100003000	1,189,000.00	0.00	1,189,000.00	1,189,000.00	0.00	0.00	0.00	1,189,000.00	353,026.44	364,477.32	0.00	0.00	717,503.76	353,026.44	364,477.32	0.00	0.00	717,503.76	0.00	471,496.24	0.00	0.00
PS		2,124,000.00	0.00	2,124,000.00	2,124,000.00	0.00	0.00	0.00	2,124,000.00	834,135.72	825,850.32	0.00	0.00	1,659,986.04	834,135.72	825,850.32	0.00	0.00	1,659,986.04	0.00	464,013.96	0.00	0.00
Sub-total, Support to Operations		2,124,000.00	0.00	2,124,000.00	2,124,000.00	0.00	0.00	0.00	2,124,000.00	834,135.72	825,850.32	0.00	0.00	1,659,986.04	834,135.72	825,850.32	0.00	0.00	1,659,986.04	0.00	464,013.96	0.00	0.00
Operations	3000000000000000000	4,048,000.00	0.00	4,048,000.00	4,048,000.00	0.00	0.00	0.00	4,048,000.00	1,237,610.40	1,242,362.76	0.00	0.00	2,479,973.16	1,237,610.40	1,242,362.76	0.00	0.00	2,479,973.16	0.00	1,569,026.84	0.00	0.00
PS		4,048,000.00	0.00	4,048,000.00	4,048,000.00	0.00	0.00	0.00	4,048,000.00	1,237,610.40	1,242,362.76	0.00	0.00	2,479,973.16	1,237,610.40	1,242,362.76	0.00	0.00	2,479,973.16	0.00	1,569,026.84	0.00	0.00
LAND TITLING AND REGISTRATION PROGRAM		76,176,000.00	0.00	76,176,000.00	76,176,000.00	0.00	0.00	0.00	76,176,000.00	20,937,403.40	22,016,699.97	0.00	0.00	42,954,103.37	20,937,403.40	22,016,699.97	0.00	0.00	42,954,103.37	0.00	33,221,696.63	0.00	0.00
Issuance of Registration Decrees and Certificates of Title	310100100001000	76,176,000.00	0.00	76,176,000.00	76,176,000.00	0.00	0.00	0.00	76,176,000.00	20,937,403.40	22,016,699.97	0.00	0.00	42,954,103.37	20,937,403.40	22,016,699.97	0.00	0.00	42,954,103.37	0.00	33,221,696.63	0.00	0.00
PS		28,766,000.00	0.00	28,766,000.00	28,766,000.00	0.00	0.00	0.00	28,766,000.00	7,637,864.52	7,778,451.72	0.00	0.00	15,416,316.24	7,637,864.52	7,778,451.72	0.00	0.00	15,416,316.24	0.00	13,349,683.76	0.00	0.00
Registration of Voluntary and Involuntary Deeds / Instruments	310100100002000	28,766,000.00	0.00	28,766,000.00	28,766,000.00	0.00	0.00	0.00	28,766,000.00	7,637,864.52	7,778,451.72	0.00	0.00	15,416,316.24	7,637,864.52	7,778,451.72	0.00	0.00	15,416,316.24	0.00	13,349,683.76	0.00	0.00
PS		47,410,000.00	0.00	47,410,000.00	47,410,000.00	0.00	0.00	0.00	47,410,000.00	13,299,538.88	14,238,248.25	0.00	0.00	27,537,787.13	13,299,538.88	14,238,248.25	0.00	0.00	27,537,787.13	0.00	19,872,212.87	0.00	0.00
Sub-total, Operations		47,410,000.00	0.00	47,410,000.00	47,410,000.00	0.00	0.00	0.00	47,410,000.00	13,299,538.88	14,238,248.25	0.00	0.00	27,537,787.13	13,299,538.88	14,238,248.25	0.00	0.00	27,537,787.13	0.00	19,872,212.87	0.00	0.00
PS		76,176,000.00	0.00	76,176,000.00	76,176,000.00	0.00	0.00	0.00	76,176,000.00	20,937,403.40	22,016,699.97	0.00	0.00	42,954,103.37	20,937,403.40	22,016,699.97	0.00	0.00	42,954,103.37	0.00	33,221,696.63	0.00	0.00
Sub-total, II. Automatic Appropriations		89,939,000.00	8,262,000.00	98,201,000.00	98,201,000.00	0.00	0.00	0.00	98,201,000.00	23,673,784.10	24,799,914.57	0.00	0.00	48,473,698.67	23,673,784.10	24,799,914.57	0.00	0.00	48,473,698.67	0.00	49,727,301.33	0.00	0.00
PS		89,939,000.00	8,262,000.00	98,201,000.00	98,201,000.00	0.00	0.00	0.00	98,201,000.00	23,673,784.10	24,799,914.57	0.00	0.00	48,473,698.67	23,673,784.10	24,799,914.57	0.00	0.00	48,473,698.67	0.00	49,727,301.33	0.00	0.00
III. Special Purpose Fund		0.00	106,475,273.00	106,475,273.00	0.00	106,475,273.00	0.00	0.00	106,475,273.00	9,882,885.82	80,401,504.22	0.00	0.00	90,284,390.04	9,882,885.82	80,401,504.22	0.00	0.00	90,284,390.04	0.00	16,190,882.96	20,551,641.23	0.00
Miscellaneous Personnel Benefits Fund		0.00	82,050,000.00	82,050,000.00	0.00	82,050,000.00	0.00	0.00	82,050,000.00	5,837,594.81	60,616,933.00	0.00	0.00	66,254,527.81	5,837,594.81	60,616,933.00	0.00	0.00	66,254,527.81	0.00	15,795,472.39	13,764,965.00	0.00
PS		0.00	82,050,000.00	82,050,000.00	0.00	82,050,000.00	0.00	0.00	82,050,000.00	5,837,594.81	60,616,933.00	0.00	0.00	66,254,527.81	5,837,594.81	60,616,933.00	0.00	0.00	66,254,527.81	0.00	15,795,472.39	13,764,965.00	0.00
Pension and Gratuity Fund		0.00	24,425,273.00	24,425,273.00	0.00	24,425,273.00	0.00	0.00	24,425,273.00	4,245,291.21	19,784,571.22	0.00	0.00	24,029,862.43	4,081,328.71	13,181,857.49	0.00	0.00	17,243,186.20	0.00	395,410.57	6,786,676.23	0.00
PS		0.00	24,425,273.00	24,425,273.00	0.00	24,425,273.00	0.00	0.00	24,425,273.00	4,245,291.21	19,784,571.22	0.00	0.00	24,029,862.43	4,081,328.71	13,181,857.49	0.00	0.00	17,243,186.20	0.00	395,410.57	6,786,676.23	0.00
Sub-Total, II. Special Purpose Fund		0.00	106,475,273.00	106,475,273.00	0.00	106,475,273.00	0.00	0.00	106,475,273.00	9,882,885.82	80,401,504.22	0.00	0.00	90,284,390.04	9,882,885.82	80,401,504.22	0.00	0.00	90,284,390.04	0.00	16,190,882.96	20,551,641.23	0.00
PS		0.00	106,475,273.00	106,475,273.00	0.00	106,475,273.00	0.00	0.00	106,475,273.00	9,882,885.82	80,401,504.22	0.00	0.00	90,284,390.04	9,882,885.82	80,401,504.22	0.00	0.00	90,284,390.04	0.00	16,190,882.96	20,551,641.23	0.00
GRAND TOTAL		1,329,361,000.00	114,737,273.00	1,444,098,273.00	1,337,623,000.00	106,475,273.00	0.00	0.00	1,444,098,273.00	291,177,402.05	464,389,709.55	0.00	0.00	755,567,111.60	287,958,468.03	362,670,539.31	0.00	0.00	650,629,007.34	0.00	688,531,161.40	104,938,104.26	0.00
PS		1,236,805,000.00	114,737,273.00	1,351,542,273.00	1,245,067,000.00	106,475,273.00	0.00	0.00	1,351,542,273.00	280,109,281.90	455,025,648.11	0.00	0.00	735,134,930.01	276,965,701.02	353,786,587.32	0.00	0.00	630,752,288.34	0.00	616,407,342.99	104,382,841.67	0.00
MOOE		92,556,000.00	0.00	92,556,000.00	92,556,000.00	0.00	0.00	0.00	92,556,000.00	11,068,120.15	9,364,061.44	0.00	0.00	20,432,181.59	10,992,767.01	8,883,951.99	0.00	0.00	19,876,719.00	0.00	72,123,818.41	555,462.59	0.00
FINEX		0.00	0.00	0.00	0.00	0.00	0.00	0.00	0.00	0.00	0.00	0.00	0.00	0.00	0.00	0.00	0.00	0.00	0.00	0.00	0.00	0.00	0.00
CO		0.00	0.00	0.00	0.00	0.00	0.00	0.00	0.00	0.00	0.00	0.00	0.00	0.00	0.00	0.00	0.00	0.00	0.00	0.00	0.00	0.00	0.00
Recapitulation by OO:																							
LAND TITLING AND REGISTRATION PROGRAM		1,038,141,000.00	311,175.80	1,038,452,175.80	1,038,141,000.00	311,175.80	0.00	0.00	1,038,452,175.80	229,055,543.62	339,758,530.79	0.00	0.00	568,814,074.41	227,434,581.81	257,921,078.31	0.00	0.00	485,355,640.12	0.00	469,638,101.19	83,458,434.29	0.00


Certified Correct:


MEILINA F. PANGDAN
 Assistant Chief, Budget Division

Certified Correct:


JAIRUS M. CABUSI
 Chief, Accounting Division

Recommending Approval By:


MARIA TERESA P. YANCHAR
 Director II, Financial Service

Approved By: