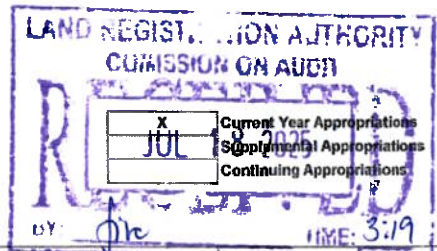


STATEMENT OF APPROPRIATIONS, ALLOTMENTS, OBLIGATIONS, DISBURSEMENTS AND BALANCES
As at the Quarter Ending June 30, 2025



Department : Department of Justice (DOJ)
 Agency/Entity : Land Registration Authority
 Operating Unit : < not applicable >
 Organization Code (UACS) : 15 004 900000
 Fund Cluster : 03 - Special Account - Locally Funded/Domestic Grants Fund

(e.g. UACS Fund Cluster: 01-Regular Agency Fund, 02-Foreign Assisted Projects Fund, 03-Special Account-Locally Funded/Domestic Grants Fund, and 04-Special Account-Foreign Assisted/Foreign Grants Fund)

Particulars	UACS CODE	Appropriations			Allotments					Current Year Obligations					Current Year Disbursements					Balances			
		Authorized Appropriations	Adjustments (Transfer To/From, Modifications/Augmentations)	Adjusted Appropriations	Allotments Received	Adjustments (Reductions, Modifications/Augmentations)	Transfer To	Transfer From	Adjusted Allotments	1st Quarter Ending March 31	2nd Quarter Ending June 30	3rd Quarter Ending Sept	4th Quarter Ending Dec	Total	1st Quarter Ending March 31	2nd Quarter Ending June 30	3rd Quarter Ending Sept	4th Quarter Ending Dec	Total	Unreleased Appropriations	Unobligated Allotments	Unpaid Obligations (15-20)-(23+24)	
																						Due and Demandable	Not Yet Due and Demandable
1	2	3	4	5=(3+4)	6	7	8	9	10=[(6+)-(7)-8+9]	11	12	13	14	15=(11+12+13+14)	16	17	18	19	20=(16+17+18+19)	21	22	23	24
II. Automatic Appropriations		1,825,836,000.00	0.00	1,825,836,000.00	1,825,836,000.00	0.00	0.00	0.00	1,825,836,000.00	298,595,568.98	270,611,910.34	0.00	0.00	569,207,479.32	25,224,846.85	149,242,456.45	0.00	0.00	174,467,303.30	0.00	1,256,628,520.68	23,389,918.25	371,350,257.77
Land Registration Authority	352	1,825,836,000.00	0.00	1,825,836,000.00	1,825,836,000.00	0.00	0.00	0.00	1,825,836,000.00	298,595,568.98	270,611,910.34	0.00	0.00	569,207,479.32	25,224,846.85	149,242,456.45	0.00	0.00	174,467,303.30	0.00	1,256,628,520.68	23,389,918.25	371,350,257.77
General Administration and Support	1000000000000000	107,879,000.00	0.00	107,879,000.00	107,879,000.00	0.00	0.00	0.00	107,879,000.00	8,914,424.44	10,257,360.42	0.00	0.00	19,171,784.86	4,810,608.54	6,187,551.07	0.00	0.00	10,998,159.61	0.00	88,707,215.14	4,010,530.30	4,163,094.95
General Management and Supervision	100000100001000	107,879,000.00	0.00	107,879,000.00	107,879,000.00	0.00	0.00	0.00	107,879,000.00	8,914,424.44	10,257,360.42	0.00	0.00	19,171,784.86	4,810,608.54	6,187,551.07	0.00	0.00	10,998,159.61	0.00	88,707,215.14	4,010,530.30	4,163,094.95
MOOE		92,679,000.00	(2,300,000.00)	90,379,000.00	92,679,000.00	(2,300,000.00)	0.00	0.00	90,379,000.00	8,914,424.44	8,089,360.42	0.00	0.00	17,003,784.86	4,810,608.54	6,187,551.07	0.00	0.00	10,998,159.61	0.00	73,375,215.14	4,010,530.30	1,995,094.95
CO		15,200,000.00	2,300,000.00	17,500,000.00	15,200,000.00	2,300,000.00	0.00	0.00	17,500,000.00	0.00	2,168,000.00	0.00	0.00	2,168,000.00	0.00	0.00	0.00	0.00	0.00	0.00	15,332,000.00	0.00	2,168,000.00
Sub-total, General Administration and Support		107,879,000.00	0.00	107,879,000.00	107,879,000.00	0.00	0.00	0.00	107,879,000.00	8,914,424.44	10,257,360.42	0.00	0.00	19,171,784.86	4,810,608.54	6,187,551.07	0.00	0.00	10,998,159.61	0.00	88,707,215.14	4,010,530.30	4,163,094.95
MOOE		92,679,000.00	(2,300,000.00)	90,379,000.00	92,679,000.00	(2,300,000.00)	0.00	0.00	90,379,000.00	8,914,424.44	8,089,360.42	0.00	0.00	17,003,784.86	4,810,608.54	6,187,551.07	0.00	0.00	10,998,159.61	0.00	73,375,215.14	4,010,530.30	1,995,094.95
CO		15,200,000.00	2,300,000.00	17,500,000.00	15,200,000.00	2,300,000.00	0.00	0.00	17,500,000.00	0.00	2,168,000.00	0.00	0.00	2,168,000.00	0.00	0.00	0.00	0.00	0.00	0.00	15,332,000.00	0.00	2,168,000.00
Support to Operations	2000000000000000	970,612,000.00	0.00	970,612,000.00	970,612,000.00	0.00	0.00	0.00	970,612,000.00	5,312,435.55	16,241,004.56	0.00	0.00	21,553,440.11	934,950.72	15,771,704.48	0.00	0.00	18,706,855.20	0.00	949,058,559.89	424,784.91	4,422,000.00
Statistical Services	200000100001000	219,000.00	0.00	219,000.00	219,000.00	0.00	0.00	0.00	219,000.00	45,970.00	8,000.00	0.00	0.00	53,970.00	45,970.00	8,000.00	0.00	0.00	53,970.00	0.00	165,030.00	0.00	0.00
MOOE		219,000.00	0.00	219,000.00	219,000.00	0.00	0.00	0.00	219,000.00	45,970.00	8,000.00	0.00	0.00	53,970.00	45,970.00	8,000.00	0.00	0.00	53,970.00	0.00	165,030.00	0.00	0.00
Information Systems Development and Maintenance	200000100002000	964,017,000.00	0.00	964,017,000.00	964,017,000.00	0.00	0.00	0.00	964,017,000.00	5,069,870.41	15,936,656.37	0.00	0.00	21,006,526.78	719,277.03	15,485,377.22	0.00	0.00	18,204,854.25	0.00	943,010,473.22	379,872.53	4,422,000.00
MOOE		228,552,000.00	0.00	228,552,000.00	228,552,000.00	0.00	0.00	0.00	228,552,000.00	5,069,870.41	11,782,656.37	0.00	0.00	16,852,526.78	719,277.03	15,485,377.22	0.00	0.00	18,204,854.25	0.00	211,899,473.22	379,872.53	288,000.00
CO		735,465,000.00	0.00	735,465,000.00	735,465,000.00	0.00	0.00	0.00	735,465,000.00	0.00	4,154,000.00	0.00	0.00	4,154,000.00	0.00	0.00	0.00	0.00	0.00	0.00	731,311,000.00	0.00	4,154,000.00
Legal Services	200000100003000	6,376,000.00	0.00	6,376,000.00	6,376,000.00	0.00	0.00	0.00	6,376,000.00	196,595.14	296,348.19	0.00	0.00	492,943.33	169,703.69	278,327.26	0.00	0.00	448,030.95	0.00	5,883,056.67	44,912.38	0.00
MOOE		6,376,000.00	0.00	6,376,000.00	6,376,000.00	0.00	0.00	0.00	6,376,000.00	196,595.14	296,348.19	0.00	0.00	492,943.33	169,703.69	278,327.26	0.00	0.00	448,030.95	0.00	5,883,056.67	44,912.38	0.00
Sub-total, Support to Operations		970,612,000.00	0.00	970,612,000.00	970,612,000.00	0.00	0.00	0.00	970,612,000.00	5,312,435.55	16,241,004.56	0.00	0.00	21,553,440.11	934,950.72	15,771,704.48	0.00	0.00	18,706,855.20	0.00	949,058,559.89	424,784.91	4,422,000.00
MOOE		235,147,000.00	0.00	235,147,000.00	235,147,000.00	0.00	0.00	0.00	235,147,000.00	5,312,435.55	12,087,004.56	0.00	0.00	17,399,440.11	934,950.72	15,771,704.48	0.00	0.00	18,706,855.20	0.00	217,747,559.89	424,784.91	288,000.00
CO		735,465,000.00	0.00	735,465,000.00	735,465,000.00	0.00	0.00	0.00	735,465,000.00	0.00	4,154,000.00	0.00	0.00	4,154,000.00	0.00	0.00	0.00	0.00	0.00	0.00	731,311,000.00	0.00	4,154,000.00
Operations	3000000000000000	747,345,000.00	0.00	747,345,000.00	747,345,000.00	0.00	0.00	0.00	747,345,000.00	284,368,708.99	244,113,545.36	0.00	0.00	528,482,254.35	19,478,287.59	127,283,200.90	0.00	0.00	148,762,488.49	0.00	218,862,745.65	18,954,603.04	362,765,162.82
OO : Land Registration Services Effectively Delivered		747,345,000.00	0.00	747,345,000.00	747,345,000.00	0.00	0.00	0.00	747,345,000.00	284,368,708.99	244,113,545.36	0.00	0.00	528,482,254.35	19,478,287.59	127,283,200.90	0.00	0.00	148,762,488.49	0.00	218,862,745.65	18,954,603.04	362,765,162.82
LAND TITLING AND REGISTRATION PROGRAM		747,345,000.00	0.00	747,345,000.00	747,345,000.00	0.00	0.00	0.00	747,345,000.00	284,368,708.99	244,113,545.36	0.00	0.00	528,482,254.35	19,478,287.59	127,283,200.90	0.00	0.00	148,762,488.49	0.00	218,862,745.65	18,954,603.04	362,765,162.82
Issuance of Registration Decrees and Certificates of Title	310190100001000	138,980,000.00	0.00	138,980,000.00	138,980,000.00	0.00	0.00	0.00	138,980,000.00	28,192,158.25	33,801,486.52	0.00	0.00	61,993,644.77	13,356,278.58	37,406,997.51	0.00	0.00	58,763,276.09	0.00	78,986,355.23	11,230,368.89	0.00
MOOE		137,380,000.00	0.00	137,380,000.00	137,380,000.00	0.00	0.00	0.00	137,380,000.00	28,192,158.25	33,801,486.52	0.00	0.00	61,993,644.77	13,356,278.58	37,406,997.51	0.00	0.00	58,763,276.09	0.00	75,386,355.23	11,230,368.89	0.00
CO		1,600,000.00	0.00	1,600,000.00	1,600,000.00	0.00	0.00	0.00	1,600,000.00	0.00	0.00	0.00	0.00	0.00	0.00	0.00	0.00	0.00	0.00	0.00	1,600,000.00	0.00	0.00
Registration of Voluntary and Involuntary Deeds / Instruments	310100100002000	608,365,000.00	0.00	608,365,000.00	608,365,000.00	0.00	0.00	0.00	608,365,000.00	256,176,550.74	210,312,058.84	0.00	0.00	466,488,609.58	6,123,009.01	89,876,203.39	0.00	0.00	95,989,212.40	0.00	141,876,390.42	7,724,234.36	362,765,162.82
MOOE		608,365,000.00	0.00	608,365,000.00	608,365,000.00	0.00	0.00	0.00	608,365,000.00	256,176,550.74	210,312,058.84	0.00	0.00	466,488,609.58	6,123,009.01	89,876,203.39	0.00	0.00	95,989,212.40	0.00	141,876,390.42	7,724,234.36	362,765,162.82
Sub-total, Operations		747,345,000.00	0.00	747,345,000.00	747,345,000.00	0.00	0.00	0.00	747,345,000.00	284,368,708.99	244,113,545.36	0.00	0.00	528,482,254.35	19,478,287.59	127,283,200.90	0.00	0.00	148,762,488.49	0.00	218,862,745.65	18,954,603.04	362,765,162.82

Department : Department of Justice (DOJ)
 Agency/Entity : Land Registration Authority
 Operating Unit : < not applicable >
 Organization Code (UACS) : 15 004 0000000
 Fund Cluster : 03 - Special Account - Locally Funded/Domestic Grants Fund

X	Current Year Appropriations
	Supplemental Appropriations
	Continuing Appropriations

(a.g. UACS Fund Cluster: 01-Regular Agency Fund, 02-Foreign Assisted Projects Fund, 03-Special Account-Locally Funded/Domestic Grants Fund, and 04-Special Account-Foreign Assisted/Foreign Grants Fund)

Particulars	UACS CODE	Appropriations			Allotments					Current Year Obligations					Current Year Disbursements					Balances			
		Authorized Appropriations	Transfer To/From, Modifications/Allocations	Adjusted Appropriations	Allotments Received	Adjustments (Reductions, Modifications/Augmentations)	Transfer To	Transfer From	Adjusted Allotments	1st Quarter Ending March 31	2nd Quarter Ending June 30	3rd Quarter Endin	4th Quarter Endin	Total	1st Quarter Ending March 31	2nd Quarter Ending June 30	3rd Quarter Endin	4th Quarter Endin	Total	Unrel ease d Appr	Unobligated Allotments	Unpaid Obligations (15-20)-(23+24)	
																						Due and Demandable	Not Yet Due and Demandable
1	2	3	4	5=(3+4)	6	7	8	9	10=[(6+(-)-7)-8+9]	11	12	13	14	15=[(11)+(12+(13+14)	16	17	18	19	20=[(16)+(17+(18+19)	21	22	23	24
MOOE		745,745,000.00	0.00	745,745,000.00	745,745,000.00	0.00	0.00	0.00	745,745,000.00	284,368,708.99	244,113,545.36	0.00	0.00	528,482,254.35	19,478,287.59	127,283,200.90	0.00	0.00	146,762,488.49	0.00	217,282,745.65	18,954,603.04	362,785,162.82
CO		1,800,000.00	0.00	1,800,000.00	1,800,000.00	0.00	0.00	0.00	1,800,000.00	0.00	0.00	0.00	0.00	0.00	0.00	0.00	0.00	0.00	0.00	0.00	1,800,000.00	0.00	0.00
Sub-total, II. Automatic Appropriations		1,825,836,000.00	0.00	1,825,836,000.00	1,825,836,000.00	0.00	0.00	0.00	1,825,836,000.00	284,368,708.99	270,611,910.34	0.00	0.00	528,482,254.35	25,224,848.85	149,242,456.45	0.00	0.00	174,467,303.30	0.00	1,256,628,520.68	23,389,918.25	371,350,257.77
MOOE		1,073,571,000.00	(2,300,000.00)	1,071,271,000.00	1,073,571,000.00	(2,300,000.00)	0.00	0.00	1,071,271,000.00	284,368,708.99	264,289,910.34	0.00	0.00	528,482,254.35	25,224,848.85	149,242,456.45	0.00	0.00	174,467,303.30	0.00	508,385,520.68	23,389,918.25	365,028,257.77
CO		752,265,000.00	2,300,000.00	754,565,000.00	752,265,000.00	2,300,000.00	0.00	0.00	754,565,000.00	0.00	6,322,000.00	0.00	0.00	6,322,000.00	0.00	0.00	0.00	0.00	0.00	0.00	748,243,000.00	0.00	6,322,000.00
GRAND TOTAL		1,825,836,000.00	0.00	1,825,836,000.00	1,825,836,000.00	0.00	0.00	0.00	1,825,836,000.00	284,368,708.99	270,611,910.34	0.00	0.00	528,482,254.35	25,224,848.85	149,242,456.45	0.00	0.00	174,467,303.30	0.00	1,256,628,520.68	23,389,918.25	371,350,257.77
PS		0.00	0.00	0.00	0.00	0.00	0.00	0.00	0.00	0.00	0.00	0.00	0.00	0.00	0.00	0.00	0.00	0.00	0.00	0.00	0.00	0.00	0.00
MOOE		1,073,571,000.00	(2,300,000.00)	1,071,271,000.00	1,073,571,000.00	(2,300,000.00)	0.00	0.00	1,071,271,000.00	284,368,708.99	264,289,910.34	0.00	0.00	528,482,254.35	25,224,848.85	149,242,456.45	0.00	0.00	174,467,303.30	0.00	508,385,520.68	23,389,918.25	365,028,257.77
FINEX		0.00	0.00	0.00	0.00	0.00	0.00	0.00	0.00	0.00	0.00	0.00	0.00	0.00	0.00	0.00	0.00	0.00	0.00	0.00	0.00	0.00	0.00
CO		752,265,000.00	2,300,000.00	754,565,000.00	752,265,000.00	2,300,000.00	0.00	0.00	754,565,000.00	0.00	6,322,000.00	0.00	0.00	6,322,000.00	0.00	0.00	0.00	0.00	0.00	0.00	748,243,000.00	0.00	6,322,000.00


Certified Correct:


MEILINA F. PANGDAN
 Assistant Chief, Budget Division

Certified Correct:


JAIRUS M. CABUSI
 Chief, Accounting Division

Recommending Approval By:


MARIA TERESA P. YANCHA
 Director II, Financial Service

Approved By:



GERARDO PANGA SIRIOS
 Administrator

STATEMENT OF APPROPRIATIONS, ALLOTMENTS, OBLIGATIONS, DISBURSEMENTS AND BALANCES
As at the Quarter Ending June 30, 2025

Department : Department of Justice (DOJ)
 Agency/Entity : Land Registration Authority
 Operating Unit : < not applicable >
 Organization Code : 15 004 000005
 Fund Cluster : 03 - Special Account - Locally Funded/Domestic Grants Fund
 (e.g. UACS Fund Cluster: 01-Regular Agency Fund, 02-Foreign Assisted Projects Fund, 03-Special Account-Locally Funded/Domestic Grants Fund, and 04-Special Account-Foreign Assisted/Foreign Grants Fund)



Particulars	UACS CODE	Appropriations			Allotments						Current Year Obligations					Balances								
		Authorized Appropriations	Adjustments (Transfer To/Front, Modifications/ Augmentations)	Adjusted Appropriations	Allotments		Adjustments (Reductions, Modifications/ Augmentations)	Transfer To	Transfer From	Adjusted Allotments	1st Quarter Ending March 31	2nd Quarter Ending June 30	3rd Quarter Ending September 30	4th Quarter Ending December 31	Total	Current Year Disbursements				Unused Funds		Unpaid Obligations (16-21)-(24+25)		
					SARO	Unobligated										1st Quarter Ending March 31	2nd Quarter Ending June 30	3rd Quarter Ending September 30	4th Quarter Ending December 31	Total	1st Quarter Ending March 31	2nd Quarter Ending June 30	3rd Quarter Ending September 30	4th Quarter Ending December 31
1	2	3	4	5=(3+4)	6	7	8	9	10	11=((6+7)+(-8)-9+10)	12	13	14	15	16=(12+13+14+15)	17	18	19	20	21=(17+18+19+20)	22=(5-11)	23=(11-16)	24	25
Unobligated Allotment		0.00	0.00	0.00	0.00	20,184,736.60	0.00	0.00	0.00	20,184,736.60	1,827,477.77	1,021,691.41	0.00	0.00	2,849,169.18	1,474,112.59	1,367,914.59	0.00	0.00	2,842,027.18	0.00	17,335,667.42	7,142.00	0.00
I. Agency Specific Budget		0.00	0.00	0.00	0.00	20,184,736.60	0.00	0.00	0.00	20,184,736.60	1,827,477.77	1,021,691.41	0.00	0.00	2,849,169.18	1,474,112.59	1,367,914.59	0.00	0.00	2,842,027.18	0.00	17,335,667.42	7,142.00	0.00
General Administration and Support	1000000000000000	0.00	0.00	0.00	0.00	4,477,005.83	0.00	0.00	0.00	4,477,005.83	557,958.39	8,373.54	0.00	0.00	566,331.93	555,985.07	10,346.86	0.00	0.00	566,331.93	0.00	3,910,673.90	0.00	0.00
General Management and Supervision	100000100001000	0.00	0.00	0.00	0.00	4,477,005.83	0.00	0.00	0.00	4,477,005.83	557,958.39	8,373.54	0.00	0.00	566,331.93	555,985.07	10,346.86	0.00	0.00	566,331.93	0.00	3,910,673.90	0.00	0.00
MOOE		0.00	0.00	0.00	0.00	566,331.93	0.00	0.00	0.00	566,331.93	557,958.39	8,373.54	0.00	0.00	566,331.93	555,985.07	10,346.86	0.00	0.00	566,331.93	0.00	0.00	0.00	0.00
CO		0.00	0.00	0.00	0.00	3,910,673.90	0.00	0.00	0.00	3,910,673.90	0.00	0.00	0.00	0.00	0.00	0.00	0.00	0.00	0.00	0.00	0.00	3,910,673.90	0.00	0.00
Sub-Total, General Administration and Support		0.00	0.00	0.00	0.00	4,477,005.83	0.00	0.00	0.00	4,477,005.83	557,958.39	8,373.54	0.00	0.00	566,331.93	555,985.07	10,346.86	0.00	0.00	566,331.93	0.00	3,910,673.90	0.00	0.00
PS		0.00	0.00	0.00	0.00	0.00	0.00	0.00	0.00	0.00	0.00	0.00	0.00	0.00	0.00	0.00	0.00	0.00	0.00	0.00	0.00	0.00	0.00	0.00
MOOE		0.00	0.00	0.00	0.00	566,331.93	0.00	0.00	0.00	566,331.93	557,958.39	8,373.54	0.00	0.00	566,331.93	555,985.07	10,346.86	0.00	0.00	566,331.93	0.00	0.00	0.00	0.00
FinEx (if Applicable)		0.00	0.00	0.00	0.00	0.00	0.00	0.00	0.00	0.00	0.00	0.00	0.00	0.00	0.00	0.00	0.00	0.00	0.00	0.00	0.00	0.00	0.00	0.00
CO		0.00	0.00	0.00	0.00	3,910,673.90	0.00	0.00	0.00	3,910,673.90	0.00	0.00	0.00	0.00	0.00	0.00	0.00	0.00	0.00	0.00	0.00	3,910,673.90	0.00	0.00
Support to Operations	200000000000000	0.00	0.00	0.00	0.00	14,434,362.33	0.00	0.00	0.00	14,434,362.33	882,638.14	1,006,832.67	0.00	0.00	1,889,468.81	562,205.28	1,321,661.53	0.00	0.00	1,883,866.81	0.00	12,544,893.52	5,602.00	0.00
Information Systems Development and Maintenance	200000100002000	0.00	0.00	0.00	0.00	14,365,511.37	0.00	0.00	0.00	14,365,511.37	813,765.18	1,006,832.67	0.00	0.00	1,820,617.85	498,165.00	1,315,830.85	0.00	0.00	1,815,015.85	0.00	12,544,893.52	5,602.00	0.00
MOOE		0.00	0.00	0.00	0.00	3,738,233.30	0.00	0.00	0.00	3,738,233.30	813,765.18	1,006,832.67	0.00	0.00	1,820,617.85	498,165.00	1,315,830.85	0.00	0.00	1,815,015.85	0.00	1,917,615.45	5,602.00	0.00
CO		0.00	0.00	0.00	0.00	10,627,278.07	0.00	0.00	0.00	10,627,278.07	0.00	0.00	0.00	0.00	0.00	0.00	0.00	0.00	0.00	0.00	0.00	10,627,278.07	0.00	0.00
Legal Services	200000100003000	0.00	0.00	0.00	0.00	68,850.96	0.00	0.00	0.00	68,850.96	68,850.96	0.00	0.00	0.00	68,850.96	63,920.28	5,830.68	0.00	0.00	68,850.96	0.00	0.00	0.00	0.00
MOOE		0.00	0.00	0.00	0.00	68,850.96	0.00	0.00	0.00	68,850.96	68,850.96	0.00	0.00	0.00	68,850.96	63,920.28	5,830.68	0.00	0.00	68,850.96	0.00	0.00	0.00	0.00
Sub-Total, Support to Operations		0.00	0.00	0.00	0.00	14,434,362.33	0.00	0.00	0.00	14,434,362.33	882,638.14	1,006,832.67	0.00	0.00	1,889,468.81	562,205.28	1,321,661.53	0.00	0.00	1,883,866.81	0.00	12,544,893.52	5,602.00	0.00
PS		0.00	0.00	0.00	0.00	0.00	0.00	0.00	0.00	0.00	0.00	0.00	0.00	0.00	0.00	0.00	0.00	0.00	0.00	0.00	0.00	0.00	0.00	0.00
MOOE		0.00	0.00	0.00	0.00	3,807,084.26	0.00	0.00	0.00	3,807,084.26	882,638.14	1,006,832.67	0.00	0.00	1,889,468.81	562,205.28	1,321,661.53	0.00	0.00	1,883,866.81	0.00	1,917,615.45	5,602.00	0.00
FinEx (if Applicable)		0.00	0.00	0.00	0.00	0.00	0.00	0.00	0.00	0.00	0.00	0.00	0.00	0.00	0.00	0.00	0.00	0.00	0.00	0.00	0.00	0.00	0.00	0.00
CO		0.00	0.00	0.00	0.00	10,627,278.07	0.00	0.00	0.00	10,627,278.07	0.00	0.00	0.00	0.00	0.00	0.00	0.00	0.00	0.00	0.00	0.00	10,627,278.07	0.00	0.00
Operations	300000000000000	0.00	0.00	0.00	0.00	1,273,368.44	0.00	0.00	0.00	1,273,368.44	386,883.24	6,485.20	0.00	0.00	393,368.44	355,922.24	35,906.20	0.00	0.00	391,828.44	0.00	880,000.00	1,540.00	0.00
OO : Land Registration Services Effectively Delivered		0.00	0.00	0.00	0.00	1,273,368.44	0.00	0.00	0.00	1,273,368.44	386,883.24	6,485.20	0.00	0.00	393,368.44	355,922.24	35,906.20	0.00	0.00	391,828.44	0.00	880,000.00	1,540.00	0.00
LAND TITLING AND REGISTRATION PROGRAM		0.00	0.00	0.00	0.00	1,273,368.44	0.00	0.00	0.00	1,273,368.44	386,883.24	6,485.20	0.00	0.00	393,368.44	355,922.24	35,906.20	0.00	0.00	391,828.44	0.00	880,000.00	1,540.00	0.00
Issuance of Registration Decrees and Certificates of Title	310100100001000	0.00	0.00	0.00	0.00	1,049,662.01	0.00	0.00	0.00	1,049,662.01	164,052.63	5,809.18	0.00	0.00	169,862.01	134,591.83	33,530.18	0.00	0.00	168,122.01	0.00	880,000.00	1,540.00	0.00
MOOE		0.00	0.00	0.00	0.00	169,662.01	0.00	0.00	0.00	169,662.01	164,052.63	5,809.18	0.00	0.00	169,862.01	134,591.83	33,530.18	0.00	0.00	168,122.01	0.00	0.00	1,540.00	0.00
CO		0.00	0.00	0.00	0.00	880,000.00	0.00	0.00	0.00	880,000.00	0.00	0.00	0.00	0.00	0.00	0.00	0.00	0.00	0.00	0.00	0.00	880,000.00	0.00	0.00
Registration of Voluntary and Involuntary Deeds / Instruments	310100100002000	0.00	0.00	0.00	0.00	223,706.43	0.00	0.00	0.00	223,706.43	222,830.41	876.02	0.00	0.00	223,706.43	221,930.41	2,376.02	0.00	0.00	223,706.43	0.00	0.00	0.00	0.00



Department : Department of Justice (DOJ)
 Agency/Entity : Land Registration Authority
 Operating Unit : < not applicable >
 Organization Code (UACS) : 15 004 0000000
 Fund Cluster : 03 - Special Account - Locally Funded/Domestic Grants Fund

	Current Year Appropriations
	Supplemental Appropriations
X	Continuing Appropriations

(e.g. UACS Fund Cluster: 01-Regular Agency Fund, 02-Foreign Assisted Projects Fund, 03-Special Account-Locally Funded/Domestic Grants Fund, and 04-Special Account-Foreign Assisted/Foreign Grants Fund)

Particulars	UACS CODE	Appropriations			Allotments							Current Year Obligations					Current Year Disbursements					Balances			
		Authorized Appropriations	Adjustments (Transfer To/From, Modifications/Amendments)	Adjusted Appropriations	Allotments		Adjustments (Reductions, Modifications/ Augmentations)	Transfer To	Transfer From	Adjusted Allotments	1st Quarter Ending March 31	2nd Quarter Ending June 30	3rd Quarter Ending Septem	4th Quarter Ending	Total	1st Quarter Ending March 31	2nd Quarter Ending June 30	3rd Quarter Ending Septem	4th Quarter Ending Decemb	Total	Unused Funds		Unpaid Obligations (16-21)-(24+25)		
					SARO	Unobligated															Unreleased	Unobligated Allotments	Due and Demandable	Not Yet Due and Demandable	
1	2	3	4	5=(3+4)	6	7	8	9	10	11=[(6+7)+(-)8]-	12	13	14	15	16=(12+13+14+15)	17	18	19	20	21=(17+18+19+20)	22=[5-21]	23=(11-16)	24	25	
MOOE		0.00	0.00	0.00	0.00	223,706.43	0.00	0.00	0.00	223,706.43	222,830.41	878.02	0.00	0.00	223,706.43	221,330.41	2,376.02	0.00	0.00	223,706.43	0.00	0.00	0.00	0.00	
Sub-Total, Operations		0.00	0.00	0.00	0.00	1,273,368.44	0.00	0.00	0.00	1,273,368.44	386,883.24	6,485.20	0.00	0.00	393,368.44	355,922.24	35,906.20	0.00	0.00	391,828.44	0.00	880,000.00	1,540.00	0.00	
PS		0.00	0.00	0.00	0.00	0.00	0.00	0.00	0.00	0.00	0.00	0.00	0.00	0.00	0.00	0.00	0.00	0.00	0.00	0.00	0.00	0.00	0.00	0.00	
MOOE		0.00	0.00	0.00	0.00	393,368.44	0.00	0.00	0.00	393,368.44	386,883.24	6,485.20	0.00	0.00	393,368.44	355,922.24	35,906.20	0.00	0.00	391,828.44	0.00	0.00	0.00	1,540.00	
FinEx (if Applicable)		0.00	0.00	0.00	0.00	0.00	0.00	0.00	0.00	0.00	0.00	0.00	0.00	0.00	0.00	0.00	0.00	0.00	0.00	0.00	0.00	0.00	0.00	0.00	
CO		0.00	0.00	0.00	0.00	880,000.00	0.00	0.00	0.00	880,000.00	0.00	0.00	0.00	0.00	0.00	0.00	0.00	0.00	0.00	0.00	0.00	880,000.00	0.00	0.00	
Sub-Total, I. Agency Specific Budget		0.00	0.00	0.00	0.00	20,184,736.60	0.00	0.00	0.00	20,184,736.60	1,827,477.77	1,021,691.41	0.00	0.00	2,849,169.18	1,474,112.59	1,367,914.59	0.00	0.00	2,842,027.18	0.00	17,335,567.42	7,142.00	0.00	
PS		0.00	0.00	0.00	0.00	0.00	0.00	0.00	0.00	0.00	0.00	0.00	0.00	0.00	0.00	0.00	0.00	0.00	0.00	0.00	0.00	0.00	0.00	0.00	
MOOE		0.00	0.00	0.00	0.00	4,766,784.83	0.00	0.00	0.00	4,766,784.83	1,827,477.77	1,021,691.41	0.00	0.00	2,849,169.18	1,474,112.59	1,367,914.59	0.00	0.00	2,842,027.18	0.00	1,917,615.45	7,142.00	0.00	
FinEx (if Applicable)		0.00	0.00	0.00	0.00	0.00	0.00	0.00	0.00	0.00	0.00	0.00	0.00	0.00	0.00	0.00	0.00	0.00	0.00	0.00	0.00	0.00	0.00	0.00	
CO		0.00	0.00	0.00	0.00	15,417,951.97	0.00	0.00	0.00	15,417,951.97	0.00	0.00	0.00	0.00	0.00	0.00	0.00	0.00	0.00	0.00	0.00	15,417,951.97	0.00	0.00	
GRAND TOTAL		0.00	0.00	0.00	0.00	20,184,736.60	0.00	0.00	0.00	20,184,736.60	1,827,477.77	1,021,691.41	0.00	0.00	2,849,169.18	1,474,112.59	1,367,914.59	0.00	0.00	2,842,027.18	0.00	17,335,567.42	7,142.00	0.00	
PS		0.00	0.00	0.00	0.00	0.00	0.00	0.00	0.00	0.00	0.00	0.00	0.00	0.00	0.00	0.00	0.00	0.00	0.00	0.00	0.00	0.00	0.00	0.00	
MOOE		0.00	0.00	0.00	0.00	4,766,784.83	0.00	0.00	0.00	4,766,784.83	1,827,477.77	1,021,691.41	0.00	0.00	2,849,169.18	1,474,112.59	1,367,914.59	0.00	0.00	2,842,027.18	0.00	1,917,615.45	7,142.00	0.00	
FinEx (if Applicable)		0.00	0.00	0.00	0.00	0.00	0.00	0.00	0.00	0.00	0.00	0.00	0.00	0.00	0.00	0.00	0.00	0.00	0.00	0.00	0.00	0.00	0.00	0.00	
CO		0.00	0.00	0.00	0.00	15,417,951.97	0.00	0.00	0.00	15,417,951.97	0.00	0.00	0.00	0.00	0.00	0.00	0.00	0.00	0.00	0.00	0.00	15,417,951.97	0.00	0.00	

Recapitulation by OO:

Unobligated Allotment		0.00	0.00	0.00	0.00	1,273,368.44	0.00	0.00	0.00	1,273,368.44	386,883.24	6,485.20	0.00	0.00	393,368.44	355,922.24	35,906.20	0.00	0.00	391,828.44	0.00	880,000.00	1,540.00	0.00
LAND TITLING AND REGISTRATION PROGRAM		0.00	0.00	0.00	0.00	1,273,368.44	0.00	0.00	0.00	1,273,368.44	386,883.24	6,485.20	0.00	0.00	393,368.44	355,922.24	35,906.20	0.00	0.00	391,828.44	0.00	880,000.00	1,540.00	0.00

Certified Correct:


 MEILINA F. TANGDAN
 Assistant Chief, Budget Division

Certified Correct:


 JAIRUS M. CABUSI
 Chief, Accounting Division

Recommending Approval By:


 MARIA TERESA P. YANCHA
 Director II, Financial Service

Approved By:


 GERARDO PANGA SIRIOS
 Administrator